

FTSE DEVELOPED EUROPE EX UK INDEX

The FTSE Developed Europe ex UK Index is part of a range of indexes designed to help European investors benchmark their international investments. The index comprises Large (45%) and Mid (55%) cap stocks providing coverage of the 15 Developed markets in Europe excluding the UK. The index is derived from the FTSE Global Equity Index Series (GEIS), which covers 98% of the world's investable market capitalisation.

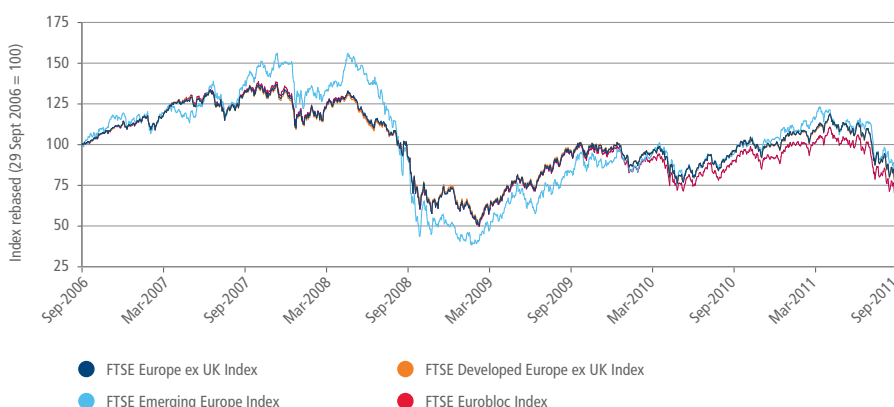
FEATURES

- The index provides coverage of the 15 Developed markets in Europe excluding the UK
- The index is designed for the creation of index tracking funds and as performance benchmarks
- Stocks are free-float weighted to ensure that only the investable opportunity set is included within the index
- Stocks are liquidity screened to ensure that the index is tradable
- A capital and total return index is available
- The index is calculated in accordance with the Industry Classification Benchmark, the global standard for industry sector analysis
- The index is managed according to a transparent and public set of index rules, and overseen by an independent committee of leading market professionals. The committee ensures that the rules are correctly applied and adhered to. Regular index reviews are conducted to ensure that a continuous and accurate representation of the market is maintained

INTERNATIONAL BENCHMARK COMPARISON FOR EUROPEAN INVESTORS

Index	Large Cap Stocks	Mid Cap Stocks	Developed Markets	Secondary Emerging Markets	Ex UK
FTSE Eurobloc Index	✓	✓	✓		✓
FTSE Developed Europe ex UK Index	✓	✓	✓		✓
FTSE Europe ex UK Index	✓	✓	✓	✓	✓

FTSE DEVELOPED EUROPE EX UK INDEX 5-YEAR PERFORMANCE (USD TOTAL RETURN)



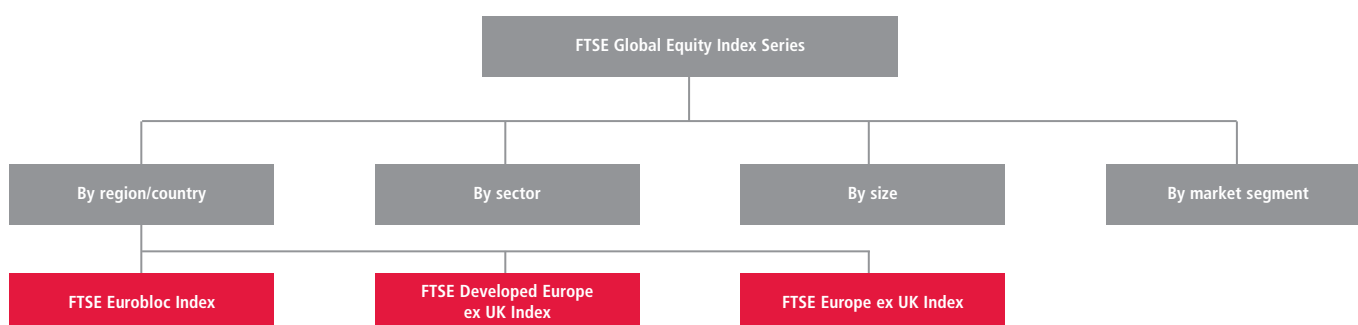
SOURCE: FTSE Group, data as at 30 September 2011

FTSE DEVELOPED EUROPE EX UK INDEX PERFORMANCE AND VOLATILITY TABLE (USD TOTAL RETURN)

	PERFORMANCE								VOLATILITY		
	3M (%)	6M (%)	YTD (%)	12M (%)	3YR (%)	5YR (%)	3YR (%pa)	5YR (%pa)	1YR Vol (%pa)*	3YR Vol (%pa)**	5YR Vol (%pa)***
FTSE Developed Europe ex UK Index	-26.5	-24.0	-17.8	-14.5	-10.5	-17.7	-3.6	-3.8	27.9	32.0	27.4
FTSE Europe ex UK Index	-26.6	-24.6	-18.2	-14.6	-10.6	-17.7	-3.6	-3.8	27.5	32.5	27.7
FTSE Eurobloc Index	-28.7	-26.4	-19.0	-17.2	-18.7	-25.2	-6.7	-5.7	30.2	34.3	29.2
FTSE Emerging Europe Index	-28.5	-31.2	-22.8	-15.8	-13.0	-19.5	-4.5	-4.2	27.5	48.1	36.9

* Based on daily annualised total returns using 252 trading days in a year
 ** Based on weekly annualised total returns using 52 weeks (Wednesday to Wednesday)
 *** Based on monthly annualised total returns
 SOURCE: FTSE Group, data as at 30 September 2011

FAMILY TREE

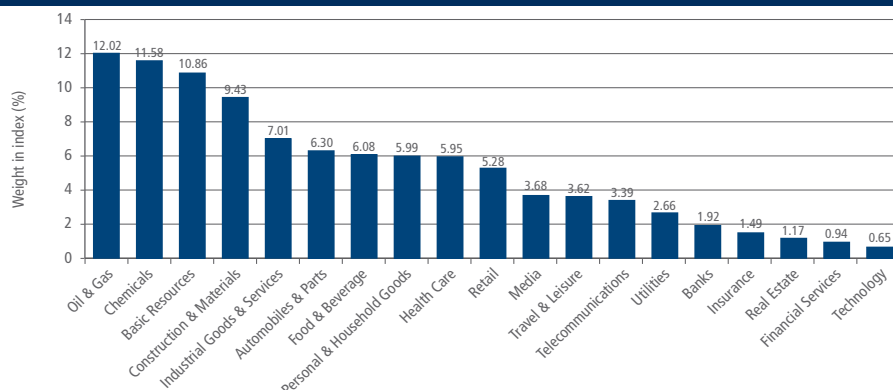


FTSE DEVELOPED EUROPE EX UK INDEX TOP 10 CONSTITUENTS

Rank	Constituent Name	Country	ICB Supersector	FTSE Developed Europe ex UK Net Mkt Cap (USDbn)	Index Weight (%)
1	Nestle	Switzerland	Food & Beverage	191.1	4.59
2	Novartis (REGD)	Switzerland	Health Care	138.9	3.33
3	Roche Hldgs (GENUS)	Switzerland	Health Care	113.8	2.73
4	Total	France	Oil & Gas	99.6	2.39
5	Telefonica	Spain	Telecommunications	88.9	2.13
6	Sanofi	France	Health Care	86.2	2.07
7	Siemens AG	Germany	Industrial Goods & Services	83.6	2.00
8	Banco Santander	Spain	Banks	70.5	1.69
9	BASF	Germany	Chemicals	57.1	1.37
10	GDF SUEZ	France	Utilities	50.8	1.22
	Totals			980.4	23.52

SOURCE: FTSE Group, data as at 30 September 2011

FTSE DEVELOPED EUROPE EX UK INDEX ICB SUPERSECTOR BREAKDOWN



SOURCE: FTSE Group, data as at 30 September 2011

FTSE DEVELOPED EUROPE EX UK INDEX COUNTRY BREAKDOWN

Country	No. of Constituents	FTSE Developed Europe ex UK Index Net Mkt Cap (USDbn)	Index Weight (%)
Belgium	14	92.5	2.22
Denmark	14	110.1	2.64
Finland	14	82.5	1.98
France	85	970.4	23.28
Germany	56	749.2	17.97
Greece	8	13.5	0.32
Ireland	4	25.2	0.60
Italy	35	252.3	6.05
Netherlands	23	244.8	5.87
Norway	12	96.7	2.32
Austria	10	33.1	0.79
Portugal	9	30.3	0.73
Spain	29	359.9	8.64
Sweden	38	282.5	6.78
Switzerland	46	825.0	19.79
Totals	397	4,168.2	100.00

SOURCE: FTSE Group, data as at 30 September 2011

FTSE DEVELOPED EUROPE EX UK INDEX PORTFOLIO CHARACTERISTICS

Attribute	Value
Number of Constituents	397
Net Market Cap (USDbn)	4,168.2
Constituent Sizes (Net Market Cap USDbn)	
Average	10.5
Largest	191.1
Smallest	0.3
Median	4.5
Weight of Largest Constituent (%)	4.59
Top 10 Holdings (% Index Market Cap)	23.52

SOURCE: FTSE Group, data as at 30 September 2011

INFORMATION

Index Universe

FTSE Global Equity Index Series

Index Launch

30 June 2000

Base Date

31 December 1986

Base Value

100

Investability Screen

Free float adjusted and liquidity screened

Index Calculation

Index calculated end-of-day

End-of-Day Distribution

Indexes available at 23:30 GMT via FTP and email

Currency

USD, Sterling, Yen, Euro, local

Review Dates

Quarterly in January, March, June, September

Index Rules

Available at www.ftse.com/geis

"FTSE®" is a trade mark of the London Stock Exchange Plc and The Financial Times Limited and is used by FTSE International Limited ("FTSE") under licence. "All-World®" is a trade mark of FTSE. All information is provided for information purposes only. Every effort is made to ensure that all information given in this publication is accurate, but no responsibility or liability can be accepted by FTSE or its licensors for any errors or for any loss from use of this publication. Neither FTSE nor any of its licensors makes any claim, prediction, warranty or representation whatsoever, expressly or impliedly, either as to the results to be obtained from the use of the FTSE Developed Europe ex UK Index ("Index") or the fitness or suitability of the Index for any particular purpose to which it might be put. No part of this information may be reproduced, stored in a retrieval system or transmitted in any form or by any means, electronic, mechanical, photocopying, recording or otherwise, without prior written permission of FTSE. Distribution of FTSE index values and the use of FTSE indices to create financial products requires a licence with FTSE and/or its licensors.



FOR FURTHER INFORMATION VISIT WWW.FTSE.COM, EMAIL INFO@FTSE.COM OR CALL YOUR LOCAL FTSE OFFICE:

BEIJING +86 (10) 8587 7722 DUBAI +971 4 319 9901 HONG KONG +852 2164 3333 LONDON +44 (0) 20 7866 1810

MILAN +39 02 3604 6953 MUMBAI +91 22 6649 4180 NEW YORK (DOMESTIC TOLL-FREE) + 1 888 FTSE (3873)

PARIS +33 (0)1 53 76 82 89 SAN FRANCISCO +1 888 747 FTSE (3873) SYDNEY +61 (2) 9293 2864 TOKYO +81 (3) 3581 2811

