

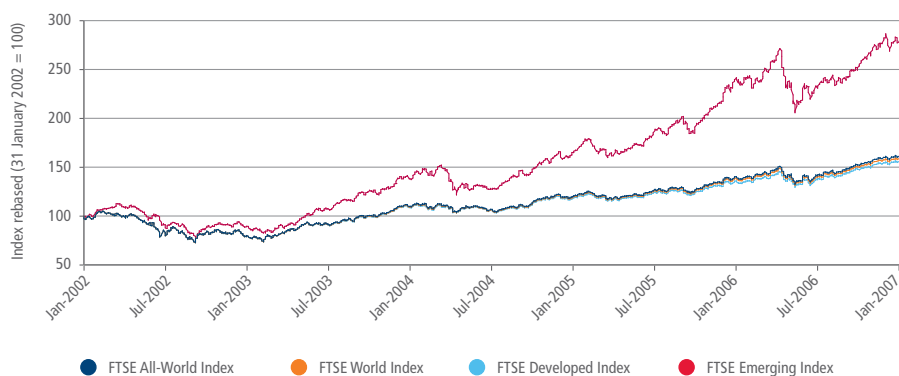
FTSE DEVELOPED INDEX

The FTSE Developed Index is designed for global investors and comprises approximately 2030 Large and Mid Cap companies located in 23 Developed countries. The index is derived from the FTSE Global Equity Index Series (GEIS), which covers 98% of the world's investable market capitalization.

FEATURES

- The FTSE Developed Index includes the following markets: Austria, Australia, Belgium, Canada, Denmark, Finland, France, Germany, Greece, Hong Kong, Ireland, Italy, Japan, Netherlands, New Zealand, Portugal, Singapore, Spain, Sweden, Switzerland, UK and the US
- The index comprises 42% Large cap, 58% Mid Cap stocks
- The index is calculated in accordance with the Industry Classification Benchmark (ICB), a global standard developed in partnership between FTSE Group and Dow Jones Indexes
- The index is designed for the creation of index tracking funds and as a performance benchmark
- Stocks are free-float weighted to ensure that only the investable opportunity set is included within the index
- Stocks are liquidity screened to ensure that the index is tradable
- A capital and total return index is available
- The index is managed according to a transparent and public set of index rules, and overseen by an independent committee of leading market professionals. The committee ensures that the rules are correctly applied and adhered to. Regular index reviews are conducted to ensure that a continuous and accurate representation of the market is maintained

FTSE DEVELOPED INDEX 5 YEAR PERFORMANCE (USD TOTAL RETURN)



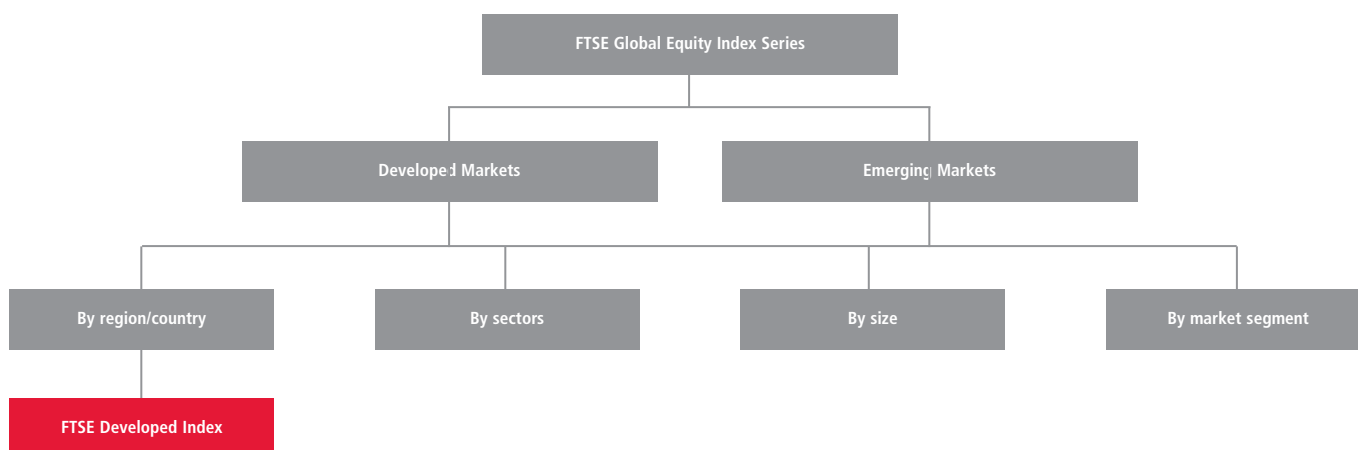
Source: FTSE Group, data as at 31 January 2007

FTSE DEVELOPED INDEX TOP 10 CONSTITUENTS

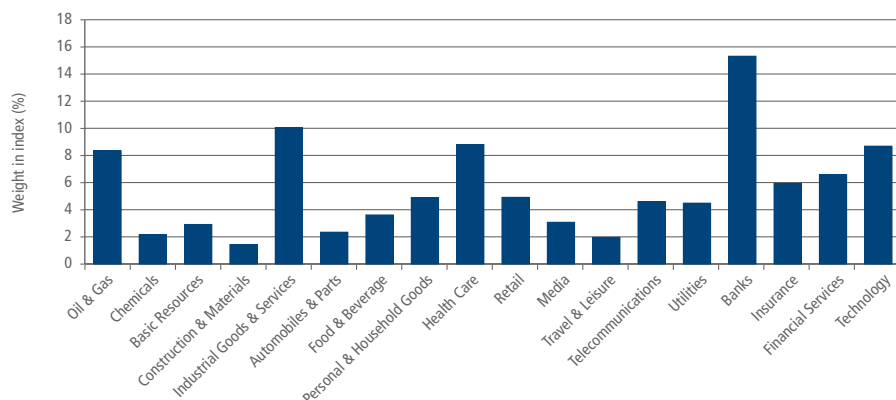
Rank	Security	ICB Supersector	FTSE Developed Index Net Market Cap (USDbn)	Index Weight (%)
1	Exxon Mobil Corporation	Oil & Gas	432	1.50
2	General Electric	Industrial Goods & Services	372	1.29
3	Microsoft Corp	Technology	304	1.05
4	Citigroup	Banks	271	0.94
5	Bank of America	Banks	237	0.82
6	AT&T	Telecommunications	235	0.81
7	HSBC Hldgs	Banks	210	0.73
8	Procter & Gamble	Personal & Household Goods	206	0.71
9	BP	Oil & Gas	205	0.71
10	Johnson & Johnson	Health Care	195	0.68
			2,666	9.25

Source: FTSE Group, data as at 31 January 2007

FAMILY TREE



FTSE DEVELOPED INDEX ICB SUPERSECTOR BREAKDOWN



Source: FTSE Group, data as at 31 January 2007

FTSE DEVELOPED INDEX COUNTRY WEIGHTINGS

Country	No. of Constituents	FTSE Developed Index Net Market Cap (USDbn)	Index Weight (%)
Australia	116	780	2.71
Austria	11	73	0.25
Belgium/Luxembourg	16	144	0.50
Canada	59	847	2.94
Denmark	12	110	0.38
Finland	11	161	0.56
France	72	1,503	5.22
Germany	51	1,029	3.57
Greece	12	95	0.33
Hong Kong	106	429	1.49
Ireland	8	104	0.36
Italy	44	602	2.09
Japan	484	2,924	10.15
Netherlands	21	485	1.68
New Zealand	15	22	0.08
Norway	11	115	0.40
Portugal	8	53	0.19
Singapore	46	137	0.48
Spain	33	622	2.16
Sweden	33	369	1.28
Switzerland	33	914	3.17
UK	137	3,068	10.65
US	697	14,228	49.38
Total	2036	28,815	100.00

Source: FTSE Group, data as at 31 January 2007

FTSE DEVELOPED INDEX REGIONAL BREAKDOWN

Region	No. of Constituents	FTSE Developed Index Net Market Cap (USDbn)	Index Weight (%)
Asia Pacific	283	1,368	4.75
Developed Europe	513	9,448	32.79
Japan	484	2,924	10.15
North America	756	15,075	52.32
Total	2036	28,815	100.00

Source: FTSE Group, data as at 31 January 2007

INFORMATION

Index Universe

FTSE Global Equity Index Series

Index Launch

30 June 2000

Base Date

31 December 1993

Base Value

200

Investability Screen

Free float adjusted and liquidity screened

Index Calculation

Index calculated end-of-day

End-of-Day Distribution

The index is available at 23:30 GMT via FTP and email

Currency

USD, Sterling, Yen, Euro, local

Review Dates

Quarterly in January, March, June, September

Index Rules

Available at www.ftse.com/allworld

© FTSE international Limited ("FTSE") 2007. All rights reserved. "FTSE" is a trade mark of the London Stock Exchange PLC and The Financial Times Limited is used by FTSE under licence. The FTSE Developed Index ("Index") is calculated by FTSE. All know-how, copyright and database rights in the Index vest in FTSE and/or its licensors. The Industry Classification Benchmark ("ICB") is a joint product of FTSE and Dow Jones & Company, Inc. and has been licensed for use. Neither FTSE nor Dow Jones accept any liability to any person for any loss or damage arising out of any error or omission in the ICB. This document is provided for information purposes only. FTSE and its licensor parties accept no liability for any loss, damage, costs or expenses (including legal expenses), whether direct or indirect, special or consequential (including without limitation loss of profits, anticipated savings or wasted expenditure) incurred by any person through reliance on this document.



FOR FURTHER INFORMATION VISIT WWW.FTSE.COM/ALLWORLD, EMAIL INFO@FTSE.COM OR CALL YOUR LOCAL FTSE OFFICE:

BEIJING +86 10 6515 9265 BOSTON +1 888 747 FTSE (3873) FRANKFURT +49 (0) 69 156 85 144 HONG KONG +852 2230 5800

LONDON +44 (0) 20 7866 1810 MADRID +34 91 411 3787 NEW YORK +1 888 747 FTSE (3873)

PARIS +33 (0) 1 53 76 82 88 SAN FRANCISCO +1 888 747 FTSE (3873) SYDNEY +61 2 9293 2866 TOKYO +81 3 3581 2811