

FTSE DEVELOPED EUROPE EX UK INDEX

The FTSE Developed Europe ex UK Index is part of a range of indexes designed to help European investors benchmark their international investments. The index comprises Large (45%) and Mid (55%) cap stocks providing coverage of the 15 Developed markets in Europe excluding the UK. The index is derived from the FTSE Global Equity Index Series (GEIS), which covers 98% of the world's investable market capitalisation.

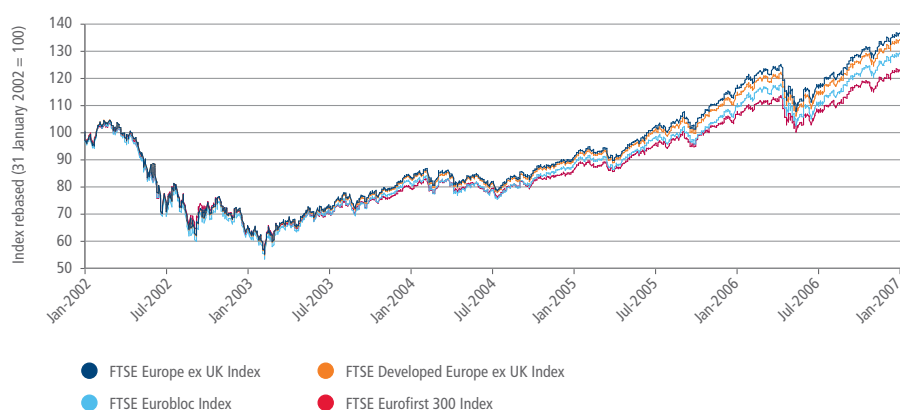
FEATURES

- The index provides coverage of the 15 Developed markets in Europe excluding the UK
- The index is designed for the creation of index tracking funds and as performance benchmarks
- Stocks are free-float weighted to ensure that only the investable opportunity set is included within the index
- Stocks are liquidity screened to ensure that the index is tradable
- A capital and total return index is available
- The index is calculated in accordance with the Industry Classification Benchmark (ICB), a global standard developed in partnership between FTSE Group and Dow Jones Indexes
- The index is managed according to a transparent and public set of index rules, and overseen by an independent committee of leading market professionals. The committee ensures that the rules are correctly applied and adhered to. Regular index reviews are conducted to ensure that a continuous and accurate representation of the market is maintained

INTERNATIONAL BENCHMARK COMPARISON FOR EUROPEAN INVESTORS

| Index | Large Cap Stocks | Mid Cap Stocks | Developed Markets | Secondary Emerging Markets | Ex UK |
|-----------------------------------|------------------|----------------|-------------------|----------------------------|-------|
| FTSE Eurobloc Index | ✓ | ✓ | ✓ | | ✓ |
| FTSE Developed Europe ex UK Index | ✓ | ✓ | ✓ | | ✓ |
| FTSE Europe ex UK Index | ✓ | ✓ | ✓ | ✓ | ✓ |

FTSE DEVELOPED EUROPE INDEX 5-YEAR PERFORMANCE (USD TOTAL RETURN)



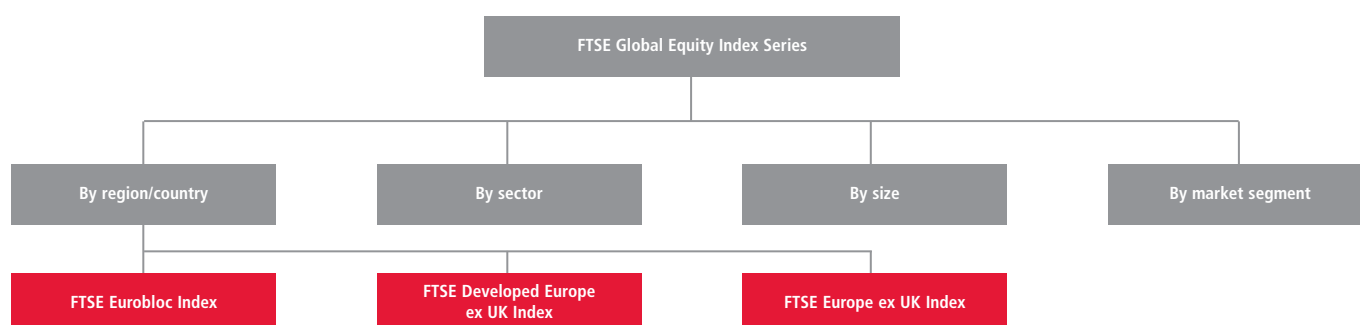
Source: FTSE Group, data as at 31 January 2007

FTSE DEVELOPED EUROPE INDEX TOP 10 CONSTITUENTS

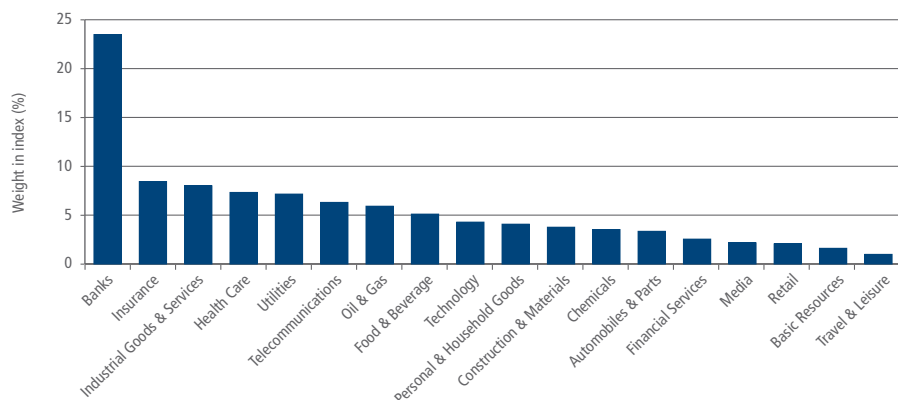
| Rank | Security | ICB Supersector | FTSE Developed Europe ex UK Investable Market Cap (USDbn) | Index Weight (%) |
|------|---------------------------------|-----------------------------|---|------------------|
| 1 | Total | Oil & Gas | 161 | 2.52 |
| 2 | Nestle | Food & Beverage | 140 | 2.20 |
| 3 | Novartis (REGD) | Health Care | 134 | 2.10 |
| 4 | Roche Hldgs (GENUS) | Health Care | 132 | 2.06 |
| 5 | UBS AG | Banks | 131 | 2.06 |
| 6 | Banco Santander Central Hispano | Banks | 119 | 1.87 |
| 7 | Telefonica | Telecommunications | 108 | 1.69 |
| 8 | BNP Paribas | Banks | 101 | 1.59 |
| 9 | Siemens AG | Industrial Goods & Services | 98 | 1.54 |
| 10 | ING Group CVA | Insurance | 96 | 1.51 |
| | | | 1,220 | 19.13 |

Source: FTSE Group, data as at 31 January 2007

FAMILY TREE



FTSE DEVELOPED EUROPE INDEX ICB SUPERSECTOR BREAKDOWN



Source: FTSE Group, data as at 31 January 2007

FTSE DEVELOPED EUROPE INDEX COUNTRY BREAKDOWN

| Country | No. of Constituents | FTSE Developed Europe ex UK Index Investable Market Cap (USDbn) | Index Weight (%) |
|--------------------|---------------------|---|------------------|
| Austria | 11 | 73 | 1.14 |
| Belgium/Luxembourg | 16 | 144 | 2.26 |
| Denmark | 12 | 110 | 1.73 |
| Finland | 11 | 161 | 2.53 |
| France | 72 | 1,503 | 23.57 |
| Germany | 51 | 1,029 | 16.12 |
| Greece | 12 | 95 | 1.49 |
| Ireland | 8 | 104 | 1.63 |
| Italy | 44 | 602 | 9.43 |
| Netherlands | 21 | 485 | 7.61 |
| Norway | 11 | 115 | 1.80 |
| Portugal | 8 | 53 | 0.84 |
| Spain | 33 | 622 | 9.74 |
| Sweden | 33 | 369 | 5.79 |
| Switzerland | 33 | 914 | 14.33 |
| Total | 376 | 6,380 | 100 |

Source: FTSE Group, data as at 31 January 2007

INFORMATION

Index Universe

FTSE Global Equity Index Series

Index Launch

30 June 2000

Base Date

31 December 1986

Base Value

100

Investability Screen

Free float adjusted and liquidity screened

Index Calculation

Index calculated end-of-day

End-of-Day Distribution

Indexes available at 23:30 GMT via FTP and email

Currency

USD, Sterling, Yen, Euro, local

Review Dates

Quarterly in January, March, June, September

Index Rules

Available at www.ftse.com/geis

"FTSE®" is a trade mark of the London Stock Exchange Plc and The Financial Times Limited and is used by FTSE International Limited ("FTSE") under licence. "All-World™" is a trade mark of FTSE. "Dow Jones®" is a trade mark of Dow Jones & Company, Inc. ("DJ"). "Industry Classification Benchmark" and "ICB" are trade AND service marks of FTSE and DJ. All rights within the FTSE All-World Index Series vest in FTSE. All rights in the Industry Classification Benchmark are vested in FTSE & Dow Jones. All information is provided for information purposes only. Every effort is made to ensure that all information given in this publication is accurate, but no responsibility or liability can be accepted by FTSE or its licensors for any errors or for any loss from use of this publication. No part of this information may be reproduced, stored in a retrieval system or transmitted in any form or by any means, electronic, mechanical, photocopying, recording or otherwise, without prior written permission of FTSE. Distribution of FTSE index values and the use of FTSE indices to create financial products requires a licence with FTSE.



FOR FURTHER INFORMATION VISIT WWW.FTSE.COM/GEIS, EMAIL INFO@FTSE.COM OR CALL YOUR LOCAL FTSE OFFICE:

BEIJING +86 10 6515 9265 BOSTON +1 888 747 FTSE (3873) FRANKFURT +49 (0) 69 156 85 144 HONG KONG +852 2230 5800

LONDON +44 (0) 20 7866 1810 MADRID +34 91 411 3787 NEW YORK +1 888 747 FTSE (3873)

PARIS +33 (0) 1 53 76 82 88 SAN FRANCISCO +1 888 747 FTSE (3873) SYDNEY +61 2 9293 2866 TOKYO +81 3 3581 2811