

FTSE BURSA MALAYSIA EMAS SHARIAH INDEX

The FTSE Bursa Malaysia EMAS Shariah index has been designed to provide Malaysian investors with a broad benchmark for Shariah-compliant investment.

FTSE BURSA MALAYSIA EMAS SHARIAH INDEX SCREENING METHODOLOGY

The FTSE Bursa Malaysia EMAS Shariah Index applies the principles set out by the SAC in the design of this index.

The general criteria stipulate that Shariah compliant companies must not be involved in any of the following core activities:

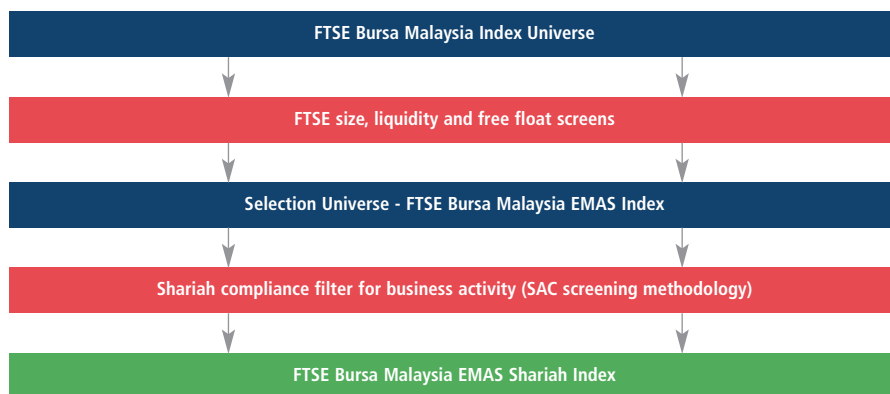
- Financial services based on riba (interest)
- Gambling
- Manufacture or sale of non-halal products or related products
- Conventional insurance
- Entertainment activities that are non-permissible according to Shariah
- Manufacture or sale of tobacco based products or related products
- Stockbroking or share trading in Shariah non-compliant securities
- Other activities deemed non-permissible according to Shariah

Further details on the SAC can be obtained from the Securities Commission website at www.sc.com.my


FEATURES

- The index comprises the constituents of the FTSE Bursa Malaysia EMAS index that are Shariah-compliant according to the Securities Commission’s Shariah Advisory Council (SAC) screening methodology. The FTSE Bursa Malaysia EMAS index incorporates the large and mid cap stocks of the FTSE Bursa Malaysia 100 Index, and the FTSE Bursa Malaysia Small Cap Index
- The FTSE Bursa Malaysia Hijrah Shariah Index is the second index for Shariah investors in the Bursa Malaysia series. This is a tradable index screened for international Shariah requirements
- Other indices in the FTSE Bursa Malaysia Index Series include the FTSE Bursa Malaysia Large 30, FTSE Bursa Malaysia Mid 70, FTSE Bursa Malaysia 100, FTSE Bursa Malaysia Small Cap, FTSE Bursa Malaysia EMAS, FTSE Bursa Malaysia Hijrah Shariah, FTSE Bursa Malaysia Fledgling, FTSE Bursa Malaysia Second Board & FTSE Bursa Malaysia MESDAQ Indices
- The indices are designed for the creation of derivatives, index tracking funds, ETFs and performance benchmarks
- Stocks are free-float weighted to ensure that only the investable opportunity set is included within the indices
- Stocks are liquidity screened to ensure that the index is tradable
- Capital and total return indices are available within this series

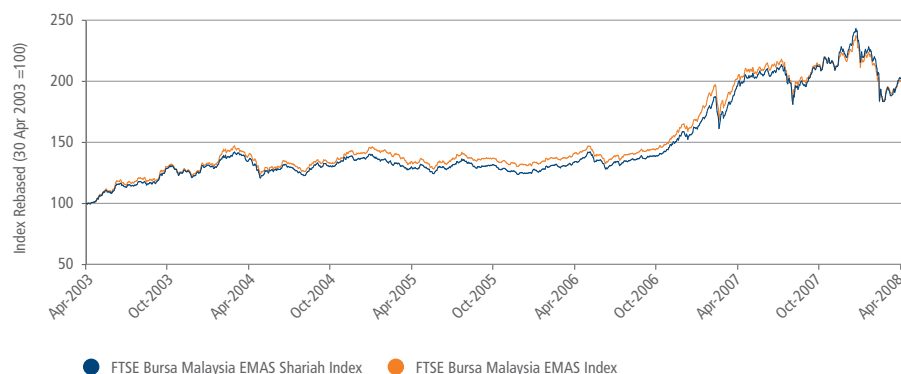
FULL SCREENING PROCESS



FAMILY TREE



FTSE BURSA MALAYSIA EMAS SHARIAH INDEX 5-YEAR PERFORMANCE (RINGGIT MALAYSIA)



Source: FTSE Group, data as at 30 April, 2008

FTSE BURSA MALAYSIA EMAS SHARIAH INDEX TOP 10 CONSTITUENTS

Rank	Constituent Name	Full Mkt Cap (MYRm)	Net Mkt Cap (MYRm)	Index Weight (%)
1	Sime Darby Bhd	57,581	43,186	13.12
2	IOI	44,693	33,520	10.18
3	Tenaga Nasional	28,313	21,235	6.45
4	TM International Bhd	24,470	18,352	5.58
5	MISC	35,152	14,061	4.27
6	Telekom Malaysia	12,389	9,292	2.82
7	Kuala Lumpur Kepong	17,849	8,924	2.71
8	Digi.com	18,225	7,290	2.21
9	UMW Holdings	7,089	7,089	2.15
10	Plus Expressways	16,100	6,440	1.96
Total		261,861	169,389	51.46

Source: FTSE Group, data as at 30 April, 2008

FTSE BURSA MALAYSIA EMAS SHARIAH INDEX PORTFOLIO CHARACTERISTICS

Attribute	Value
Number of Constituents	270
Adjusted Market Cap (MYRm)	329,169
Constituent Sizes (Adjusted MYRm)	
Average	1,219
Largest	43,186
Smallest	11
Median	255
Weight Largest Company (%)	13.12
Top 10 Holdings (% Index Market Cap Share)	5145.94

Source: FTSE Group, data as at 30 April, 2008

COMMITTEES AND REVIEWS

The indices are managed according to a transparent and public set of index rules and also overseen by an independent committee, to ensure that the rules are correctly applied and adhered to. Reviews take place to ensure that a continuous and accurate representation of the market is maintained.

INFORMATION

Index Universe

FTSE Bursa Malaysia EMAS Index

Index Launch

22 January 2007

Base Date

31 March 2006

Base Value

6000

Investability Screen

Free float adjusted and liquidity screened

Index Calculation

Real-time and end-of-day indices available. Real-time indices calculated every minute

End of Day Distribution

Indices available at 19:00 Local time (11:00 hours London time GMT or 12:00 hours British Summertime) via FTP and email

Currency

Ringgit Malaysia, USD, EUR, GBP & JPY

Review Dates

Semi-annually in June and December

Index Rules

Available at www.ftse.com/bursamalaysia

Vendor Codes

www.ftse.com/bursamalaysia

Bursa Malaysia

customerservice@bursamalaysia.com

© FTSE International Limited ("FTSE") 2008. All rights reserved. The FTSE Bursa Malaysia Index Series ("Index") is calculated by FTSE. All rights in the Index vest in FTSE and Bursa Malaysia Berhad ("Bursa Malaysia"). "FTSE®" is a trade mark of London Stock Exchange Limited and The Financial Times Limited, "Bursa Malaysia" is a trade mark of Bursa Malaysia and both marks are used by FTSE under licence. All information is provided for information purposes only and no responsibility or liability (including in negligence) can be accepted by FTSE or Bursa Malaysia for any errors or for any loss from use of this publication. No part of this publication may be reproduced, stored in a retrieval system or transmitted by any other form or means whether electronic, mechanical, photocopying, recording or otherwise without the prior written consent of FTSE. Distribution of FTSE index values and the use of FTSE indices to create financial products requires a licence from FTSE.



FOR FURTHER INFORMATION VISIT WWW.FTSE.COM, EMAIL INFO@FTSE.COM OR CALL YOUR LOCAL FTSE OFFICE:
 BEIJING +86 10 5864 5276 BOSTON +1 888 747 FTSE (3873) FRANKFURT +49 (0) 69 156 85 144 HONG KONG +852 2230 5800
 LONDON +44 (0) 20 7866 1810 MADRID +34 91 411 3787 NEW YORK +1 888 747 FTSE (3873)
 PARIS +33 (0) 1 53 76 82 88 SAN FRANCISCO +1 888 747 FTSE (3873) SYDNEY +61 2 9293 2866 TOKYO +81 3 3581 2811

