

FTSE ENVIRONMENTAL OPPORTUNITIES INDEX SERIES

The FTSE Environmental Opportunities Index Series measures the performance of global companies that have significant involvement in environmental business activities, including renewable & alternative energy, energy efficiency, water technology and waste & pollution control.

Forming part of the overall FTSE Environmental Markets Index Series, the FTSE Environmental Opportunities Index Series requires companies to have at least 20% of their business derived from environmental markets and technologies (as opposed to at least 50% for the FTSE Environmental Technology Index Series).

The FTSE Environmental Markets Index Series has been developed in collaboration with Impax Asset Management and under the direction of the independent FTSE Environmental Technology Committee, further enhancing FTSE's suite of Responsible Investment indices and providing investors with a robust set of responsible investment tools.

The two headline indices within the FTSE Environmental Opportunities Index Series are:

FTSE Environmental Opportunities All-Share Index

The headline benchmark index, comprising all of the companies that have significant involvement in environmental business activities and meet the environmental opportunities eligibility requirements*

FTSE EO 100 Index

The headline tradable index, focusing on the top 100 largest companies by market capitalisation in the FTSE Environmental Opportunities All-Share Index*

*See FTSE Environmental Opportunities Index Series criteria factsheet for further details on inclusion requirements

FEATURES

- The FTSE Environmental Opportunities Index Series features within the overall FTSE Environmental Markets Index Series
- The FTSE Environmental Opportunities Index Series comprises a broad range of indices including the FTSE Environmental Opportunities All-Share Index, FTSE EO 100 Index and a range of specific indices focused on the major environmental markets of renewable and alternative energy, energy efficiency, water technology and waste and pollution control
- The index is designed for the creation of derivatives, index tracking funds and ETFs
- Stocks are free-float weighted to ensure that only the investable opportunity set is included within the index
- Stocks are liquidity screened to ensure that the index is tradable
- Capital and total return indices are available for this index

MEETING THE NEEDS OF RESPONSIBLE INVESTORS

Investment products based on the FTSE Environmental Markets Index Series will appeal to a broad range of institutional and retail investors who are looking to:

- Invest in environmental markets via an investable and transparent FTSE index
- Maximise environmental growth opportunities within their portfolios
- Invest in companies that are best placed to succeed in a future low carbon environment
- Support the growth and development of environmental markets

ABOUT IMPAX ASSET MANAGEMENT

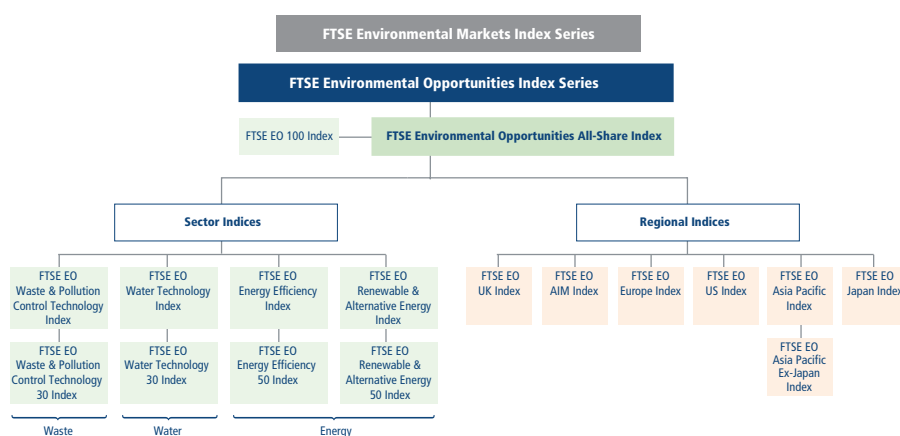
Impax is a specialist investment manager in the environmental sector with over US\$1.9 billion under management across a range of funds investing in quoted securities and private equity.

The firm was founded in 1994 as a specialist finance house focusing on the markets for cleaner or more efficient delivery of basic services of energy, water and waste. These markets are expanding rapidly, as business and political leaders encourage the development of cleaner products and services in response to the increasing pressures placed on the environment.

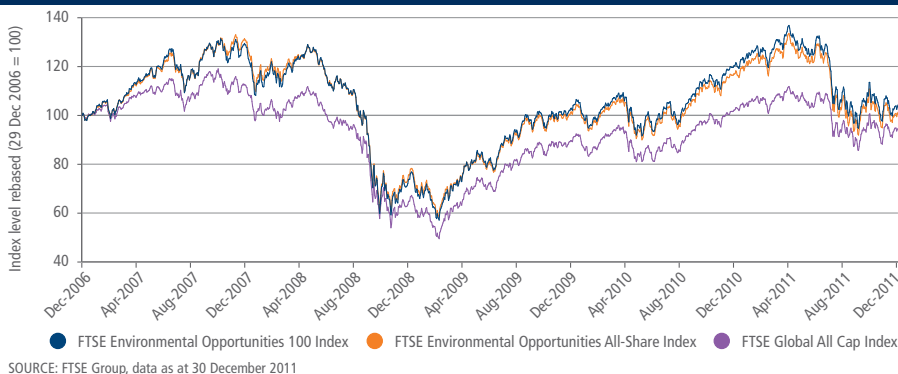
Impax's dedicated team of professionals, with many years of experience in the financial and environmental sectors, is ideally placed to understand and take advantage of the investment opportunities arising from these growing markets.

For more information, please visit www.impax.co.uk

FTSE ENVIRONMENTAL OPPORTUNITIES INDICES FAMILY TREE



FTSE ENVIRONMENTAL OPPORTUNITIES INDICES FIVE YEAR PERFORMANCE

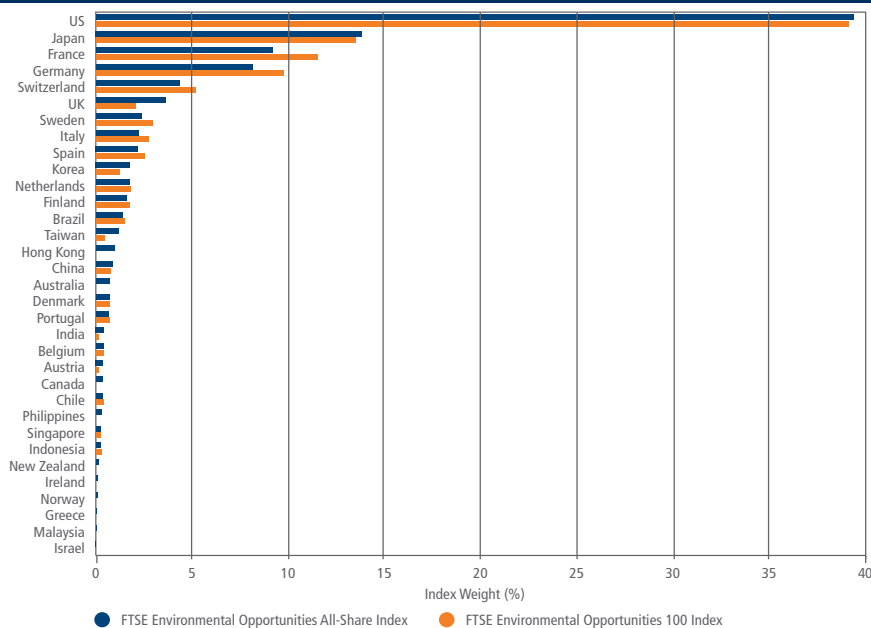


FTSE ENVIRONMENTAL OPPORTUNITIES INDICES PERFORMANCE & VOLATILITY (USD, TOTAL RETURN)

	PERFORMANCE							VOLATILITY				
	3M (%)	6M (%)	YTD (%)	12M (%)	3YR (%)	5YR (%)	3YR (%)	5YR (%)	1YR Vol (%pa)*	3YR Vol (%pa)**	5YR Vol (%pa)***	
FTSE Environmental Opportunities All-Share Index	6.4	-20.2	-13.5	-13.5	41.2	4.3	12.2	0.8	25.0	24.4	25.5	
FTSE ETSO Index	3.2	-25.5	-27.9	-27.9	-11.6	-30.8	-4.0	-7.1	25.8	27.2	34.4	
FTSE Environmental Opportunities 100 Index	6.5	-20.7	-13.6	-13.6	34.0	1.3	10.2	0.3	25.9	24.2	24.9	
FTSE Global All Cap Index	7.1	-12.1	-7.6	-7.6	45.8	-5.4	13.4	-1.1	21.1	22.2	22.1	

* Based on daily total returns and annualised based on 252 trading days in a year
 ** Based on weekly annualised total returns using 52 weeks (Wednesday to Wednesday)
 *** Based on monthly total returns
 SOURCE: FTSE Group, data as at 30 December 2011

FTSE ENVIRONMENTAL OPPORTUNITIES INDICES COUNTRY BREAKDOWN



FTSE ENVIRONMENTAL MARKETS INDEX SERIES PORTFOLIO CHARACTERISTICS

	FTSE Environmental Opportunities All-Share Index	FTSE Environmental Opportunities 100 Index
Number of Constituents	475	100
Net Market Cap (USDm)	1,593,026	1,187,766
Constituent Sizes (Net Market Cap USDm)		
Average	3,354	11,878
Largest	87,750	87,750
Smallest	5	585
Median	986	7,466
Weight of Largest Constituent (%)	5.51	7.39
Top 10 Holdings (% Index Market Cap)	26.53	35.58

SOURCE: FTSE Group, data as at 30 December 2011

INFORMATION

Index Universe

FTSE Global Equity Index Series

Base Date

22 September 1999

Base Value

152

Index Calculation

Real-time and End-of-Day indices available;
 Real-Time index calculated every 15 seconds

Index Distribution

Index available at 21:10 GMT

Currency

USD

Review Dates

Semi-annually in June and December

Index Rules

Available at www.ftse.com/EO

Vendor Codes

Available at www.ftse.com/EO

"FTSE®" is a trade mark of the London Stock Exchange Group companies and is used by FTSE International Limited ("FTSE") under licence. All rights in and to the FTSE Environmental Opportunities Index Series ("Index") vest in FTSE. The Industry Classification Benchmark ("ICB") is owned by FTSE.

All information is provided for information purposes only. Every effort is made to ensure that all information given in this publication is accurate, but no responsibility or liability can be accepted by FTSE or its licensors for any errors or for any loss from use of this publication. Neither FTSE nor any of its licensors makes any claim, prediction, warranty or representation whatsoever, expressly or impliedly, either as to the results to be obtained from the use of the name of the Index set out above or the fitness or suitability of the Index for any particular purpose to which it might be put. No part of this information may be reproduced, stored in a retrieval system or transmitted in any form or by any means, electronic, mechanical, photocopying, recording or otherwise, without prior written permission of FTSE. Distribution of FTSE data and the use of FTSE Indices to create financial products requires a licence with FTSE and/or its licensors. FTSE does not accept any liability to any person for any loss or damage arising out of any error or omission in the ICB.

FOR FURTHER INFORMATION VISIT WWW.FTSE.COM, EMAIL INFO@FTSE.COM OR CALL YOUR LOCAL FTSE OFFICE:

BEIJING +86 (10) 8587 7722 DUBAI +971 4 319 9901 HONG KONG +852 2164 3333 LONDON +44 (0) 20 7866 1810

MILAN +39 02 3604 6953 MUMBAI +91 22 6649 4180 NEW YORK (DOMESTIC TOLL-FREE) + 1 888 FTSE (3873)

PARIS +33 (0)1 53 76 82 89 SAN FRANCISCO +1 888 747 FTSE (3873) SYDNEY +61 (2) 9293 2864 TOKYO +81 (3) 3581 2811

