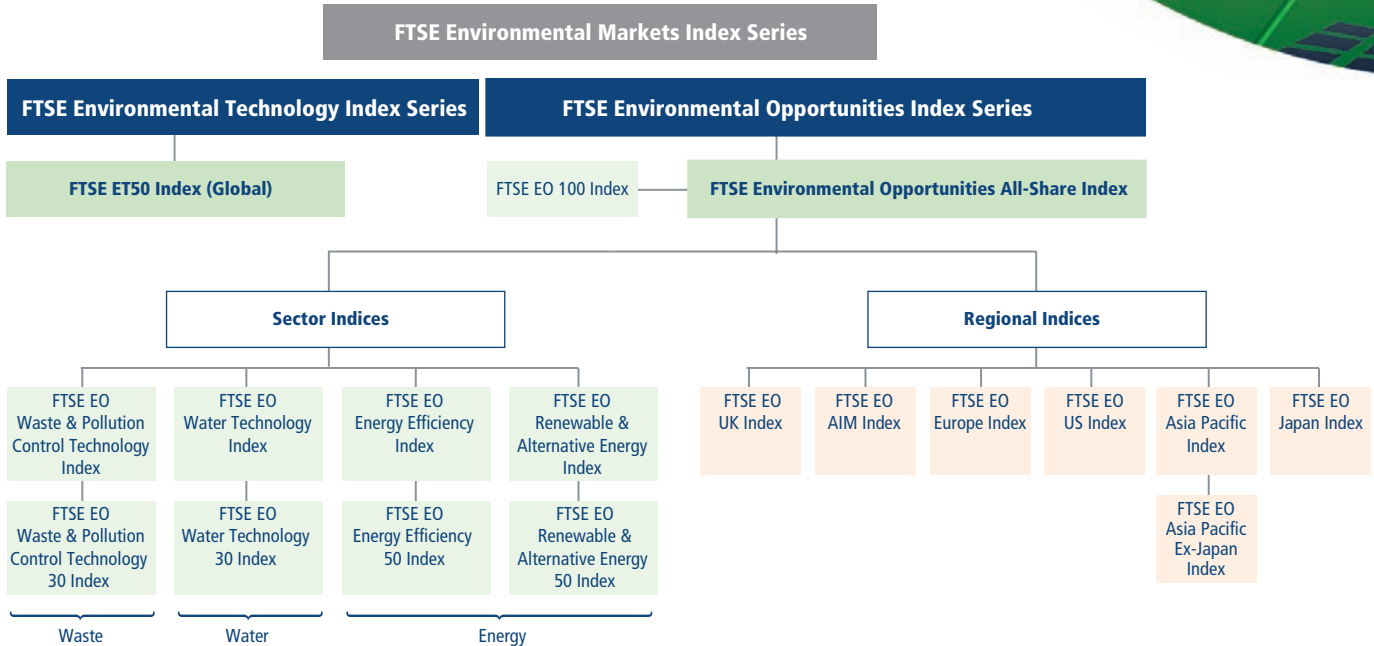


The FTSE Environmental Markets Index Series measures the performance of companies globally that have significant involvement in renewable & alternative energy, energy efficiency, water technology and waste & pollution control.

Created in collaboration with environmental technology specialist Impax Asset Management, the series comprises the FTSE Environmental Technology Index Series and the FTSE Environmental Opportunities Index Series, providing a range of attractive investment solutions in this exciting area, and further enhancing FTSE's suite of Responsible Investment indices.



Family Tree

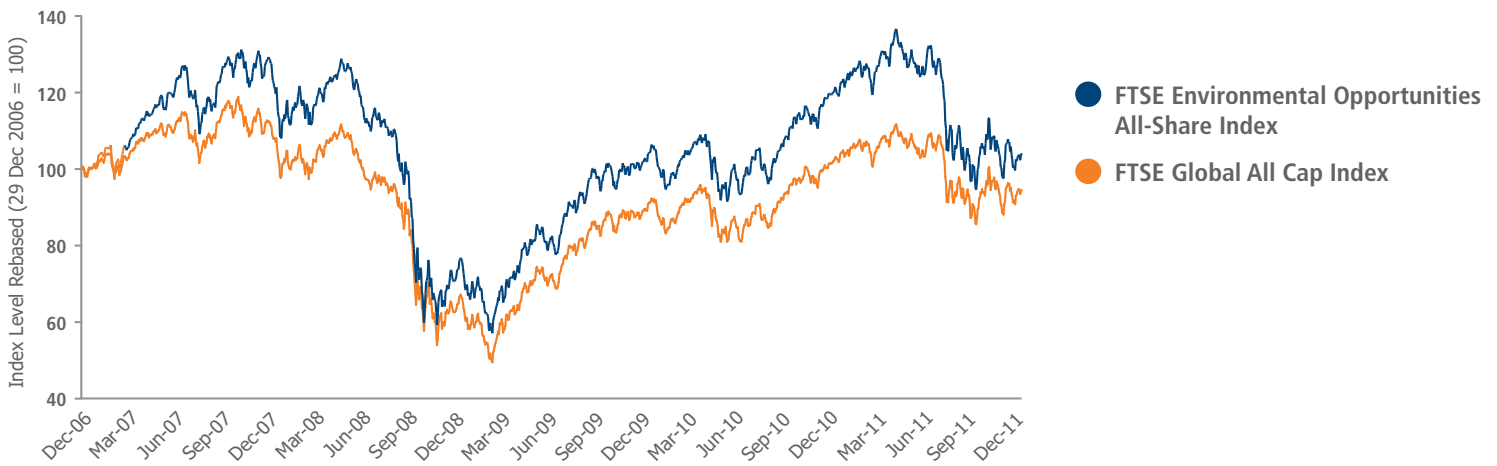


FTSE ET50 Index 5 Year Performance (USD Total Return)



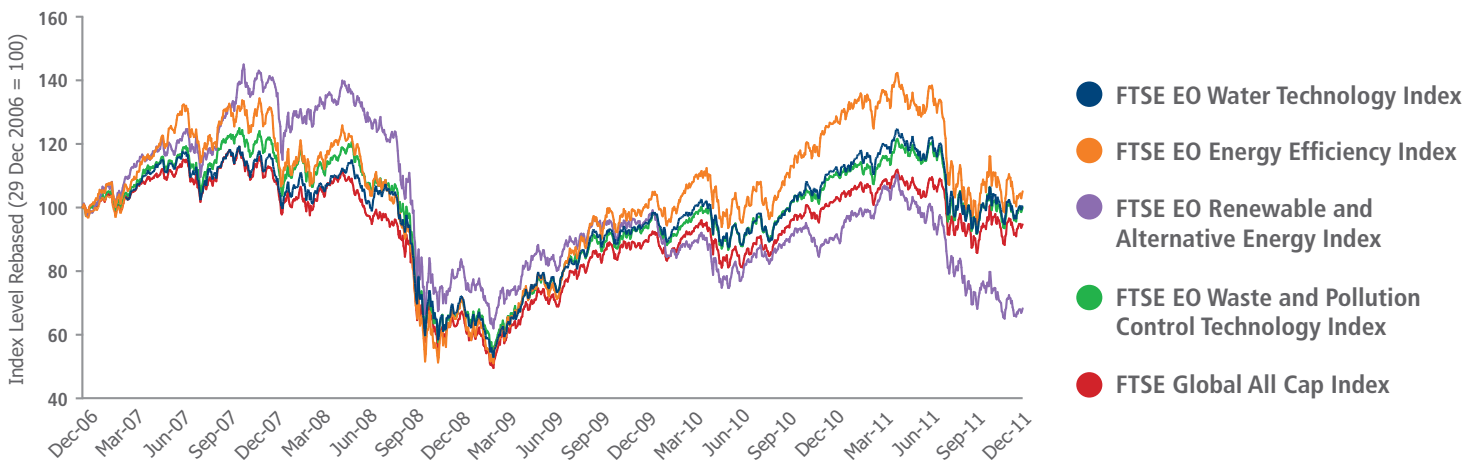
SOURCE: FTSE Group and Thomson Datastream, data as at 30 December 2011

FTSE Environmental Opportunities All-Share Index 5 Year Performance (USD Total Return)



SOURCE: FTSE Group, data as at 30 December 2011

FTSE Environmental Opportunities Indices 5 Year Performance (USD Total Return)



SOURCE: FTSE Group, data as at 30 December 2011

FTSE ENVIRONMENTAL MARKETS PERFORMANCE REPORT • Q4 2011

FTSE Environmental Markets Indices Performance and Volatility (USD Total Returns)

	PERFORMANCE								VOLATILITY		
	3M (%)	6M (%)	YTD (%)	12M (%)	3YR (%)	5YR (%)	3YR (%pa)	5YR (%pa)	1YR Vol (%pa)*	3YR Vol (%pa)**	5YR Vol (%pa)***
FTSE ET50 Index	3.2	-25.5	-27.9	-27.9	-11.6	-30.8	-4.0	-7.1	25.8	27.2	34.4
FTSE Environmental Opportunities All-Share Index	6.4	-20.2	-13.5	-13.5	41.2	4.3	12.2	0.8	25.0	24.4	25.5
FTSE EO Water Technology Index	6.7	-16.1	-10.3	-10.3	43.6	0.6	12.8	0.1	23.4	23.1	23.1
FTSE EO Energy Efficiency Index	6.8	-23.0	-17.3	-17.3	54.0	5.0	15.5	1.0	27.7	28.0	29.7
FTSE EO Renewable and Alternative Energy Index	-4.3	-31.9	-25.1	-25.1	-15.0	-31.8	-5.3	-7.4	27.5	24.5	26.3
FTSE EO Waste and Pollution Control Technology Index	5.5	-15.8	-9.3	-9.3	45.1	-0.1	13.2	0.0	22.4	21.8	22.8

*Based on daily total returns and annualised based on 252 trading days in a year **Based on weekly annualised total returns using 52 weeks (Wednesday to Wednesday) ***Based on monthly annualised total returns
SOURCE: FTSE Group and Thomson Datastream, data as at 30 December 2011

FTSE Global Equity Indices Performance and Volatility (USD Total Returns)

	PERFORMANCE								VOLATILITY		
	3M (%)	6M (%)	YTD (%)	12M (%)	3YR (%)	5YR (%)	3YR (%pa)	5YR (%pa)	1YR Vol (%pa)*	3YR Vol (%pa)**	5YR Vol (%pa)***
FTSE Global Small Cap Index	7.3	-15.3	-10.4	-10.4	68.2	-0.2	18.9	0.0	23.7	24.0	25.1
FTSE Global All Cap Index	7.1	-12.1	-7.6	-7.6	45.8	-5.4	13.4	-1.1	21.1	22.2	22.1

*Based on daily total returns and annualised based on 252 trading days in a year **Based on weekly annualised total returns using 52 weeks (Wednesday to Wednesday) ***Based on monthly annualised total returns
SOURCE: FTSE Group, data as at 30 December 2011

FTSE Environmental Markets Index Series

FTSE Environmental Markets Classification System: 6 sectors, 25 Sub-Sectors

Impax Asset Management then conduct further analysis on each of the selected companies, considering each of the following parameters:

- (1) Environmental markets revenues versus total revenues
- (2) Environmental markets-invested capital versus total invested capital
- (3) Net income of environmental markets business versus total net income of company

FTSE Environmental Technology Index Series Methodology

A company will be considered a 'pure-play' ET company if any of the three parameters is greater than 50%.

Apply FTSE liquidity and free float methodology.

Rank by total market capitalisation

Of the eligible companies, the top 50 companies worldwide by full market capitalisation are then selected as the constituents of the index.

FTSE Environmental Opportunities Index Series Methodology

A company will be considered an environmental opportunity company if any of the three parameters is greater than 20%.

Apply FTSE liquidity and free float methodology.

FTSE Environmental Opportunities Index Series

All eligible companies are included within the indices, according to index inclusion criteria.

Reviewed by FTSE Environmental Markets Advisory Committee

- Winston Hickox, Chair, Ex-CalPERS
- Eric Borremans, Head of Sustainable & Responsible Investment, BNP Paribas
- Bernie Bulkin, Chair, Office of Renewable Energy Deployment, Dept. of Energy and Climate Change (UK Govt)
- John-Marc Bunce, Director of Research, Cleantech Analyst, Nomura Code
- David Russell, Co-Head of Responsible Investing, USS
- Mark Thompson, Global Head of Environmental Technology Research, Religare
- Will Oulton, Head of Responsible Investment – EMEA, Mercer

FTSE & Impax also attend meetings.

1 Click on the link for the FTSE Environmental Market Classification System or visit www.ftse.com/environment

© FTSE International Limited ("FTSE") 2011. All rights reserved. The FTSE Environmental Markets Index Series ("Index") is calculated by FTSE International Limited ("FTSE") in association with Impax Asset Management Ltd ("Impax"). All rights in the Index vest in FTSE and/or Impax. "FTSE®" is a trade mark of the London Stock Exchange Plc and The Financial Times Limited and is used by FTSE under licence. Neither FTSE nor Impax nor their licensors shall be liable (including in negligence) for any loss arising out of use of the Index by any person.

FOR FURTHER INFORMATION VISIT WWW.FTSE.COM, EMAIL INFO@FTSE.COM OR CALL YOUR LOCAL FTSE OFFICE:

BEIJING +86 (10) 8587 7722 DUBAI +971 4 319 9901 HONG KONG +852 2164 3333 LONDON +44 (0) 20 7866 1810

MILAN +39 02 3604 6953 MUMBAI +91 22 6649 4180 NEW YORK (DOMESTIC TOLL-FREE) + 1 888 FTSE (3873)

PARIS +33 (0)1 53 76 82 89 SAN FRANCISCO +1 888 747 FTSE (3873) SYDNEY +61 (2) 9293 2864 TOKYO +81 (3) 3581 2811