

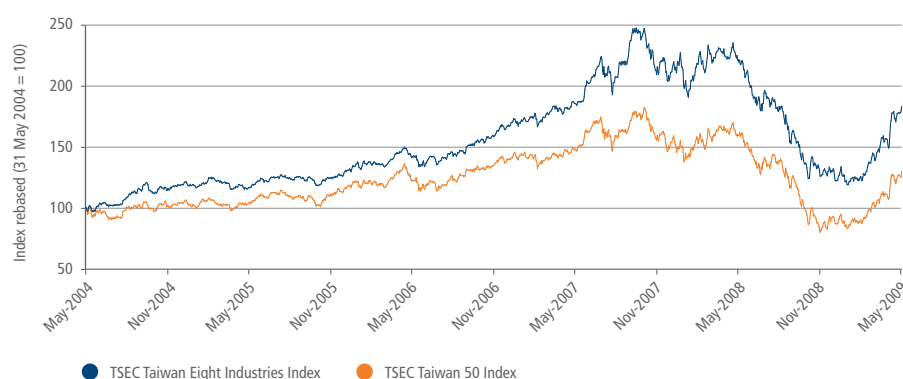
TSEC TAIWAN EIGHT INDUSTRIES INDEX

The TSEC Taiwan Index Series has extended its range to include the TSEC Taiwan Eight Industries Index. The TSEC Taiwan Eight Industries Index is designed to represent the performance of key industry sectors in the Taiwan stock market, based on the combined constituents of the TSEC Taiwan 50 Index and the TSEC Taiwan Mid-Cap 100 Index and applying the Industry Classification Benchmark. Technology and Finance industries are excluded from the index.

FEATURES

- The eight different industries are: Oil & Gas, Basic Materials, Industrials, Consumer Goods, Health Care, Consumer Services, Telecommunications and Utilities
- A constant number of constituents will not be maintained in the index
- The index is part of the TSEC Taiwan Index Series that comprises the TSEC Taiwan 50 Index, the TSEC Taiwan Mid-Cap 100 Index, the TSEC Taiwan Technology Index and the TSEC Taiwan Dividend+ Index
- The index is calculated in accordance with the Industry Classification Benchmark (ICB), a global standard developed in partnership between FTSE Group and Dow Jones Indexes
- The index is designed for trading of derivatives, index-tracking funds, exchange traded funds and performance benchmarks
- Stocks are free-float weighted to ensure that only the investable opportunity set is included within the Index
- Stocks are liquidity screened to ensure that every stock within the index is tradable
- Capital and total return indices are available for this index
- Regular index reviews are conducted to ensure that a continuous and accurate representation of the market is maintained

TSEC TAIWAN EIGHT INDUSTRIES INDEX 5-YEAR PERFORMANCE (TWD, TOTAL RETURN)



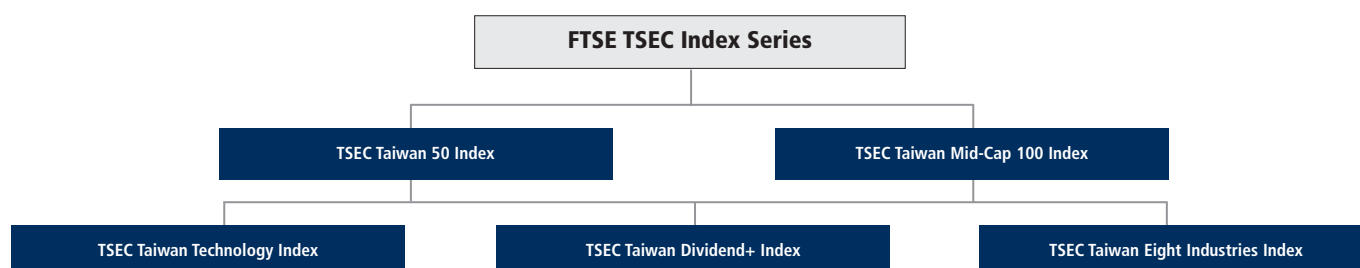
Source: FTSE Group, data as at 27 May 2009

TSEC TAIWAN EIGHT INDUSTRIES INDEX TOP 10 CONSTITUENTS

Rank	Constituent Name	Country	ICB Supersector	Net Market Cap (TWDm)	Index Weight (%)
1	Hon Hai Precision Industry	Taiwan	Industrial Goods & Services	911,999	19.83
2	Formosa Plastics Corp	Taiwan	Chemicals	360,386	7.84
3	Chunghwa Telecom	Taiwan	Telecommunications	294,589	6.41
4	Nan Ya Plastics	Taiwan	Chemicals	265,873	5.78
5	China Steel	Taiwan	Basic Resources	260,883	5.67
6	Formosa Chemicals & Fibre	Taiwan	Chemicals	223,752	4.87
7	Formosa Petrochemical	Taiwan	Oil & Gas	151,041	3.28
8	Uni-president Enterprises	Taiwan	Food & Beverage	134,580	2.93
9	Far Eastern Textile	Taiwan	Personal & Household Goods	126,302	2.75
10	Delta Electronics	Taiwan	Industrial Goods & Services	123,564	2.69
				2,852,969	62.05

Source: FTSE Group, data as at 27 May 2009

FAMILY TREE



TSEC TAIWAN EIGHT INDUSTRIES INDEX ICB SUPERSECTOR BREAKDOWN

ICB Supersector	No. of Constituents	Net Mkt Cap (TWDm)	Index Weight (%)
Industrial Goods & Services	28	1,616,000	35.14
Chemicals	11	1,041,388	22.65
Telecommunications	3	456,731	9.93
Basic Resources	7	387,229	8.42
Personal & Household Goods	9	338,584	7.36
Construction & Materials	6	198,805	4.32
Oil & Gas	1	151,041	3.28
Food & Beverage	2	150,328	3.27
Automobiles & Parts	4	110,534	2.40
Retail	3	85,343	1.86
Travel & Leisure	4	62,260	1.35
Totals	78	4,598,243	100.00

Source: FTSE Group, data as at 27 May 2009

TSEC TAIWAN EIGHT INDUSTRIES INDEX PORTFOLIO CHARACTERISTICS

TSEC Taiwan Eight Industries Index	
Number of Constituents	78
Net Market Cap (TWDm)	4,598,243
Constituent Sizes (Net Market Cap TWDm)	
Average	58,952
Largest	911,999
Smallest	5,167
Median	21,684
Weight of Largest Constituent (%)	19.83
Top 10 Holdings (% Index Market Cap)	62.05

Source: FTSE Group, data as at 27 May 2009

COMMITTEES & REVIEWS

The indices are managed according to a transparent and public set of index rules and also overseen by an independent committee, to ensure that the rules are correctly applied and adhered to. Reviews take place to ensure that a continuous and accurate representation of the market is maintained.

INFORMATION

Index Universe

150 constituents from Taiwan 50 Index and Taiwan Mid-Cap 100 Index

Index Launch

15 January 2007

Base Date

30 April 2002

Base Value

5000

Investability Screen

Free float adjusted and liquidity screened

Index Calculation

Real-time and end-of-day indices available. Real-time index calculated every 15 seconds

End-of-day Distribution

All files are available by 17:30 Local Time (9:30 hours London time GMT or 10:30 hours BST) via FTP and email

Currency

TWD & USD. Real-time calculated in TWD only

Review Dates

Quarterly in January, April, July and October

Index Rules

Available at www.ftse.com/Taiwan

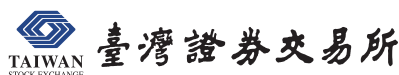
Vendor Codes

Available at www.ftse.com/Taiwan

Historical Data

Available from 31 March 1999

© FTSE International Limited ("FTSE") and Taiwan Stock Exchange Corporation ("TSEC") 2008. All rights reserved. The TSEC Taiwan Index Series is calculated by FTSE. All rights in the TSEC Taiwan Index Series, a FTSE/TSEC product, vest in TSEC and FTSE. "TSEC" is a trade mark of TSEC and is used by FTSE under licence. "FTSE®" is a trade mark of the London Stock Exchange Plc and The Financial Times Limited and is used by FTSE under licence. No part of this publication may be reproduced, stored in a retrieval system or transmitted in any form or by any means without prior written consent of FTSE and TSEC. Neither TSEC nor FTSE shall be liable (including in negligence) for any loss arising out of reliance on, or use of, the TSEC Taiwan Index Series, a FTSE/TSEC product, or the contents of this publication by any person.



FOR FURTHER INFORMATION VISIT WWW.FTSE.COM, EMAIL INFO@FTSE.COM OR CALL YOUR LOCAL FTSE OFFICE:
 BOSTON +1 888 747 FTSE (3873) CHINA (NORTH) 10800 852 1727 CHINA (SOUTH) 10800 152 1727
 FRANKFURT +49 (0) 69 156 85 144 HONG KONG +852 2230 5800 LONDON +44 (0) 20 7866 1810
 MADRID +34 91 411 3787 MALAYSIA 1800 812 116 MILAN +39 02 72426 641 NEW YORK +1 888 747 FTSE (3873)
 PARIS +33 (0) 1 53 76 82 88 SAN FRANCISCO +1 888 747 FTSE (3873) SINGAPORE 800 8523 654
 SYDNEY 1800 653 680 TAIWAN 0080 185 6152 THAILAND 001 800 852 5111 TOKYO +81 3 3581 2811

