

# FTSE BURSA MALAYSIA EMAS SHARIAH INDEX

The FTSE Bursa Malaysia EMAS Shariah index has been designed to provide Malaysian investors with a broad benchmark for Shariah-compliant investment.

## FTSE BURSA MALAYSIA EMAS SHARIAH INDEX SCREENING METHODOLOGY

The FTSE Bursa Malaysia EMAS Shariah Index applies the principles set out by the SAC in the design of this index.

The general criteria stipulate that Shariah compliant companies must not be involved in any of the following core activities:

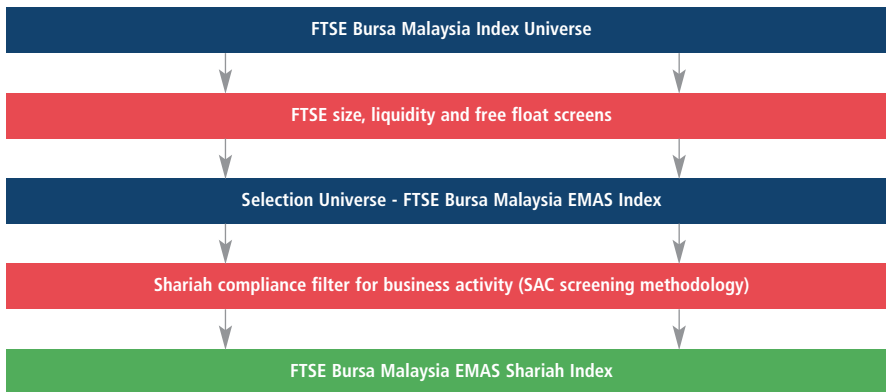
- Financial services based on riba (interest)
- Gambling
- Manufacture or sale of non-halal products or related products
- Conventional insurance
- Entertainment activities that are non-permissible according to Shariah
- Manufacture or sale of tobacco based products or related products
- Stockbroking or share trading in Shariah non-compliant securities
- Other activities deemed non-permissible according to Shariah

Further details on the SAC can be obtained from the Securities Commission website at [www.sc.com.my](http://www.sc.com.my)

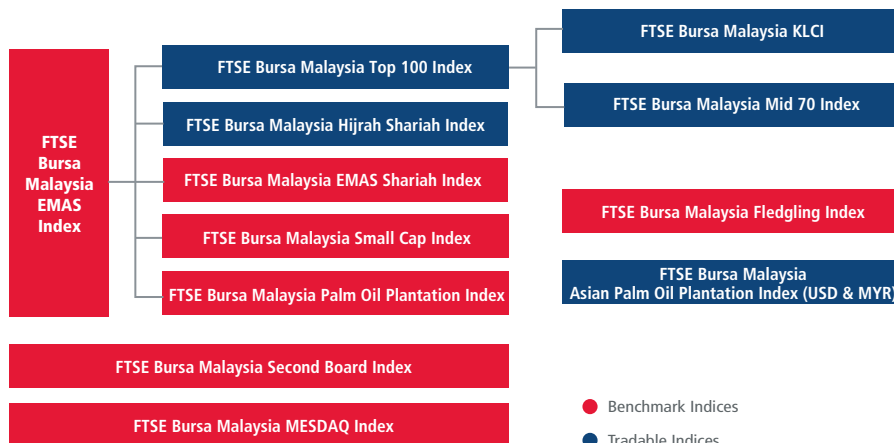
## FEATURES

- The index comprises the constituents of the FTSE Bursa Malaysia EMAS index that are Shariah-compliant according to the Securities Commission’s Shariah Advisory Council (SAC) screening methodology. The FTSE Bursa Malaysia EMAS index incorporates the large and mid cap stocks of the FTSE Bursa Malaysia Top 100 Index, and the FTSE Bursa Malaysia Small Cap Index
- The FTSE Bursa Malaysia Hijrah Shariah Index is the second index for Shariah investors in the FTSE Bursa Malaysia series. This is a tradable index screened for international Shariah requirements
- The indices are designed for the creation of derivatives, index tracking funds, ETFs and performance benchmarks
- Stocks are free-float weighted to ensure that only the investable opportunity set is included within the indices
- Stocks are liquidity screened to ensure that the index is tradable
- Capital and total return indices are available within this series

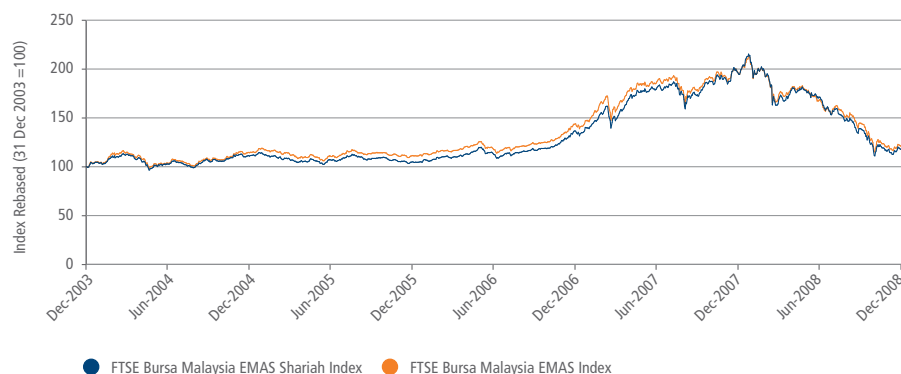
## FULL SCREENING PROCESS



## FAMILY TREE



## FTSE BURSA MALAYSIA EMAS SHARIAH INDEX 5-YEAR PERFORMANCE (MYR, TOTAL RETURN)



Source: FTSE Group, data as at 31 December, 2008

## FTSE BURSA MALAYSIA EMAS SHARIAH INDEX TOP 10 CONSTITUENTS

Rank	Constituent Name	Full Mkt Cap (MYRm)	Net Mkt Cap (MYRm)	Index Weight (%)
1	Sime Darby Bhd	31,190	23,392	11.19
2	Tenaga Nasional	27,016	20,262	9.69
3	IOI	21,796	16,347	7.82
4	MISC	31,805	12,722	6.09
5	TM International Bhd	13,587	10,190	4.87
6	Telekom Malaysia	11,018	8,264	3.95
7	Digi.com	16,950	6,780	3.24
8	Plus Expressways	14,900	5,960	2.85
9	Petronas Gas	19,392	5,817	2.78
10	YTL Corp	11,498	5,749	2.75
<b>Total</b>		<b>199,151</b>	<b>115,483</b>	<b>55.24</b>

Source: FTSE Group, data as at 31 December, 2008

## FTSE BURSA MALAYSIA EMAS SHARIAH INDEX PORTFOLIO CHARACTERISTICS

Attribute	Value
Number of Constituents	233
Net Market Cap (MYRm)	209,057
<b>Company Size: (Net Market Cap MYRm)</b>	
Average	897
Largest	23,392
Smallest	21
Median	180
Weight Largest Constituent (%)	11.19
Top 10 Holdings (% Index Market Cap MYRm)	55.24

Source: FTSE Group, data as at 31 December, 2008

## COMMITTEES AND REVIEWS

The indices are managed according to a transparent and public set of index rules and also overseen by an independent committee, to ensure that the rules are correctly applied and adhered to. Reviews take place to ensure that a continuous and accurate representation of the market is maintained.

## INFORMATION

### Index Universe

FTSE Bursa Malaysia EMAS Index

### Index Launch

22 January 2007

### Base Date

31 March 2006

### Base Value

6000

### Investability Screen

Free float adjusted and liquidity screened

### Index Calculation

Real-time and end-of-day indices available. Real-time indices calculated every minute

### End of Day Distribution

Indices available at 19:00 Local time (11:00 hours London time GMT or 12:00 hours British Summertime) via FTP and email

### Currency

MYR, USD, EUR, GBP & JPY

### Review Dates

Semi-annually in June and December

### Index Rules

Available at [www.ftse.com/bursamalaysia](http://www.ftse.com/bursamalaysia)

### Vendor Codes

[www.ftse.com/bursamalaysia](http://www.ftse.com/bursamalaysia)

### Bursa Malaysia

[customerservice@bursamalaysia.com](mailto:customerservice@bursamalaysia.com)

© FTSE International Limited ("FTSE") 2008. All rights reserved. The FTSE Bursa Malaysia Index Series ("Index") is calculated by FTSE. All rights in the Index vest in FTSE and Bursa Malaysia Berhad ("Bursa Malaysia"). "FTSE®" is a trade mark of London Stock Exchange Limited and The Financial Times Limited, "Bursa Malaysia" is a trade mark of Bursa Malaysia and both marks are used by FTSE under licence. All information is provided for information purposes only and no responsibility or liability (including in negligence) can be accepted by FTSE or Bursa Malaysia for any errors or for any loss from use of this publication. No part of this publication may be reproduced, stored in a retrieval system or transmitted by any other form or means whether electronic, mechanical, photocopying, recording or otherwise without the prior written consent of FTSE. Distribution of FTSE index values and the use of FTSE indices to create financial products requires a licence from FTSE.



FOR FURTHER INFORMATION VISIT [WWW.FTSE.COM](http://WWW.FTSE.COM), EMAIL [INFO@FTSE.COM](mailto:INFO@FTSE.COM) OR CALL YOUR LOCAL FTSE OFFICE:  
 BOSTON +1 888 747 FTSE (3873) CHINA (NORTH) 10800 852 1727 CHINA (SOUTH) 10800 152 1727  
 FRANKFURT +49 (0) 69 156 85 144 HONG KONG +852 2230 5800 LONDON +44 (0) 20 7866 1810  
 MADRID +34 91 411 3787 MALAYSIA 1800 812 116 MILAN +39 02 72426 641 NEW YORK +1 888 747 FTSE (3873)  
 PARIS +33 (0) 1 53 76 82 88 SAN FRANCISCO +1 888 747 FTSE (3873) SINGAPORE 800 8523 654  
 SYDNEY 1800 653 680 TAIWAN 0080 185 6152 THAILAND 001 800 852 5111 TOKYO +81 3 3581 2811

