

# FTSE GOLD MINES INDEX SERIES

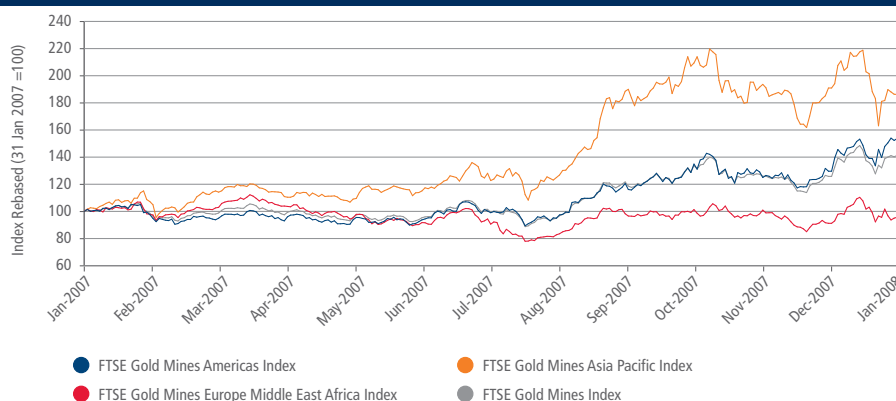
The FTSE Gold Mines Index Series is designed to supply gold investors and analysts with an accurate reflection and comprehensive coverage of the global gold markets. It provides investors and analysts with an easy and reliable way to track the performance of gold mining companies' shares. The FTSE Gold Mines Index Series encompasses all gold mining companies that have a sustainable, attributable gold production of at least 300,000 ounces a year and that derive 51% or more of their revenue from mined gold.

To ensure consistency and accuracy FTSE monitors the eligibility of the index constituents every quarter and continually assesses new entrants. There are no surprises at rebalance with FTSE Gold Mines Index. Specific, comprehensive and widely-published index rules govern the calculation and maintenance of the index in a way that remains completely clear to investors. These rules are devised and managed by the FTSE Gold Mines Committee of the FTSE Policy Group, which is purely comprised of, and chaired by independent market practitioners.

## FEATURES

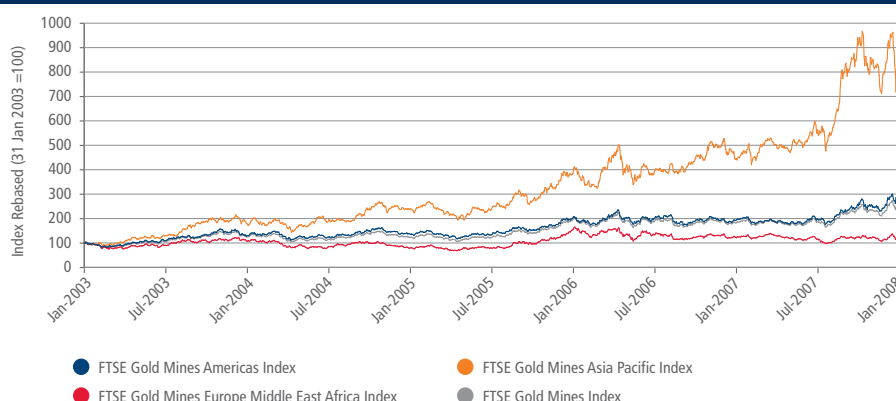
- The index series incorporates all gold mining companies that have a sustainable, attributable gold production of at least 300,000 ounces a year and that derive 51% or more of their revenue from mined gold
- Stocks are free-float weighted to ensure that only the investable opportunity set is included within the index
- Capital and total return versions are available for this index
- The index is calculated in accordance with the Industry Classification Benchmark (ICB), a global standard developed in partnership with Dow Jones Indexes
- The indices are managed according to a transparent and public set of index rules, and overseen by an independent committee of leading market professionals. The committee ensures that the rules are correctly applied and adhered to. Regular index reviews are conducted to ensure that a continuous and accurate representation of the market is maintained

### FTSE GOLD MINES INDEX SERIES 1-YEAR PERFORMANCE (USD CAPITAL RETURN)



Source: FTSE Group, data as at Jan 31, 2008

### FTSE GOLD MINES INDEX SERIES 5-YEAR PERFORMANCE (USD CAPITAL RETURN)



Source: FTSE Group, data as at Jan 31, 2008

## FAMILY TREE

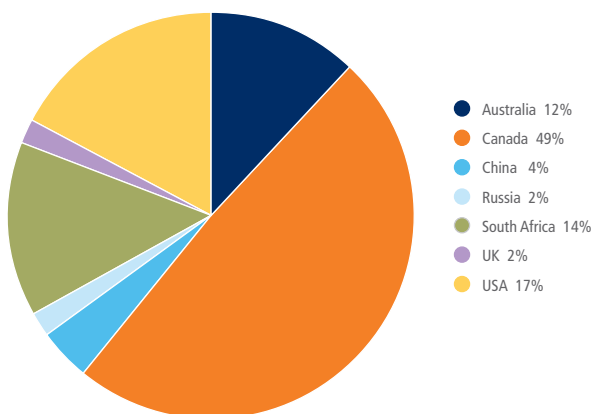


## FTSE GOLD MINES INDEX SERIES CONSTITUENTS

Index Rank	Companies	Country	Net Mkt Cap (USDm)	Index weight (%)
1	Barrick Gold	CAN	44,256	25.02
2	Goldcorp	CAN	25,871	14.63
3	Newmont Mining	USA	23,531	13.30
4	Newcrest Mining	AU	14,112	7.98
5	Kinross Gold	CAN	12,914	7.30
6	Anglogold Ashanti	SAF	11,443	6.47
7	Gold Fields	SAF	9,730	5.50
8	Buenaventura ADR	USA	6,907	3.90
9	Lihir Gold Limited	AU	6,322	3.57
10	Zijin Mining Group (H)	CHN	6,203	3.51
11	Harmony	SAF	3,958	2.24
12	Polys Gold	RUS	3,889	2.20
13	Randgold Resources	UK	3,676	2.08
14	IAMGOLD	CAN	2,306	1.30
15	Centerra Gold	CAN	1,304	0.74
16	DRD Gold	SAF	454	0.26
<b>Total</b>			<b>176,875</b>	<b>100.00</b>

Source: FTSE Group, data as at Jan 31, 2008

## FTSE GOLD MINES INDEX SERIES GEOGRAPHICAL WEIGHTINGS



Source: FTSE Group, data as at Jan 31, 2008

## INFORMATION

### Index Universe

FTSE Global Equity Index Series

### Index Launch

31 December 1992

### Base Date

31 December 1992

### Base Value

1000

### Investability Screen

Free Float adjusted and liquidity screened

### Index Calculation

End-of-day indices available

### End-of-Day Distribution

Index available at 23:00 GMT or BST via FTP and email

### Currency

USD

### Review Dates

March, June, September & December

### Index Rules

Available at [www.ftse.com](http://www.ftse.com)

### Factsheet Data

FTSE Group, data as at 31 January 2008

© FTSE International Limited ("FTSE") 2008. All rights reserved. "FTSE" is a trade mark of the London Stock Exchange Plc and The Financial Times Limited and is used by FTSE under licence. The FTSE Gold Mines Index Series is calculated by FTSE. All rights in and to the FTSE Gold Mines Index Series vest in FTSE and/or its relevant partners. Distribution of FTSE index values and the use of FTSE indices to create financial products requires a licence with FTSE. No part of this publication may be reproduced, stored in retrieval system or transmitted by any other form or means whether electronic, mechanical, photocopying, recording or otherwise without the prior permission of FTSE. All information is provided for information purposes only. Whilst every effort is made to ensure that all information given by FTSE in this publication is accurate, no responsibility or liability can be accepted by FTSE for any errors or for any loss arising from use of this publication. Distribution of FTSE index values and the use of FTSE indices to create financial products requires a licence with FTSE. GMFS0506

FOR FURTHER INFORMATION VISIT [WWW.FTSE.COM](http://WWW.FTSE.COM), EMAIL [INFO@FTSE.COM](mailto:INFO@FTSE.COM) OR CALL YOUR LOCAL FTSE OFFICE:

BEIJING +86 10 5864 5276 BOSTON +1 888 747 FTSE (3873) FRANKFURT +49 (0) 69 156 85 144 HONG KONG +852 2230 5800

LONDON +44 (0) 20 7866 1810 MADRID +34 91 411 3787 NEW YORK +1 888 747 FTSE (3873)

PARIS +33 (0) 1 53 76 82 88 SAN FRANCISCO +1 888 747 FTSE (3873) SYDNEY +61 2 9293 2866 TOKYO +81 3 3581 2811