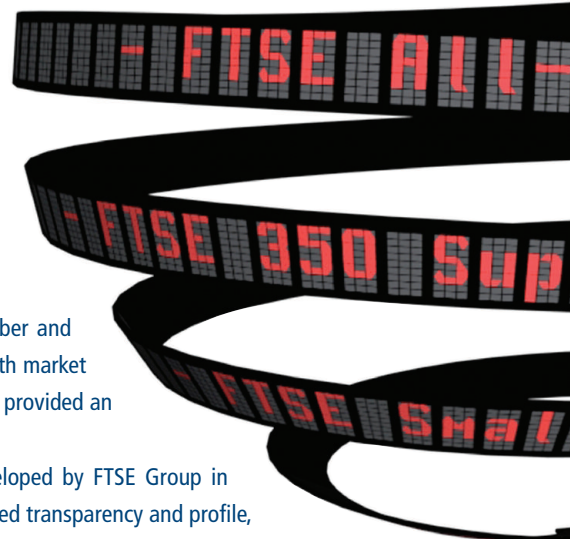


# FTSE AIM INDEX SERIES



Since the launch of the market in 1995, AIM™ has developed rapidly both in terms of the number and diversity of companies admitted to the market. The emergence of AIM as the most successful growth market of its type in the world and the involvement of a range of both institutional and retail investors has provided an opportunity to enhance the benchmark index and launch two new tradable indices.

Following consultation with market participants, the new FTSE AIM Index Series has been developed by FTSE Group in conjunction with the London Stock Exchange to improve the liquidity of the market through increased transparency and profile, and by extending the range of investment opportunities available to AIM investors.

On 16th May 2005, the FTSE Aim Index will be re-launched as the FTSE AIM Index Series and will comprise the following real-time indices:

- FTSE AIM UK 50 Index (largest 50 eligible UK companies\*)
- FTSE AIM 100 Index (largest 100 eligible companies\*)
- FTSE AIM All-Share Index (revised & renamed FTSE AIM Index)

\*Companies are ranked before the application of free float weighting

## IMPROVED INVESTABILITY

This is the first time the AIM market has a set of indices constructed using FTSE's world-class liquidity and free float methodologies. With the introduction of these screens to the indices, investors will have an accurate benchmark for AIM based on the securities that can be effectively traded. The two new tradable indices will provide specific tools for measuring performance of the largest companies on AIM and provide the basis for the creation of tradable products. The revised FTSE AIM All-Share Index will provide a highly accurate measure of the performance of the whole investable market. All stocks must pass the following investability screens to be eligible for the new AIM indices.

## LIQUIDITY

The new liquidity screen ensures that every index stock is liquid and readily tradable, and therefore keeps trading impact lower. Companies must trade at least 0.25% of their available shares in issue, in ten out of twelve months prior to review to be eligible for inclusion in the indices. An existing constituent failing to trade at least 0.25% of its shares in issue for more than four of the twelve months prior to review will be removed on the next trading day following the third Friday in December. Any period when a share is suspended will be excluded from the above calculation.

## FREE FLOAT

FTSE's free float methodology ensures that constituent weights within the indices reflect the proportion of their capitalisation that is actually available to investors, by excluding the holdings of directors and other strategic shareholders. Each company is assigned to a band according to its free float. Bands are narrower at the lower end of the scale for greater sensitivity, and broader at the top.

## FURTHER INFORMATION

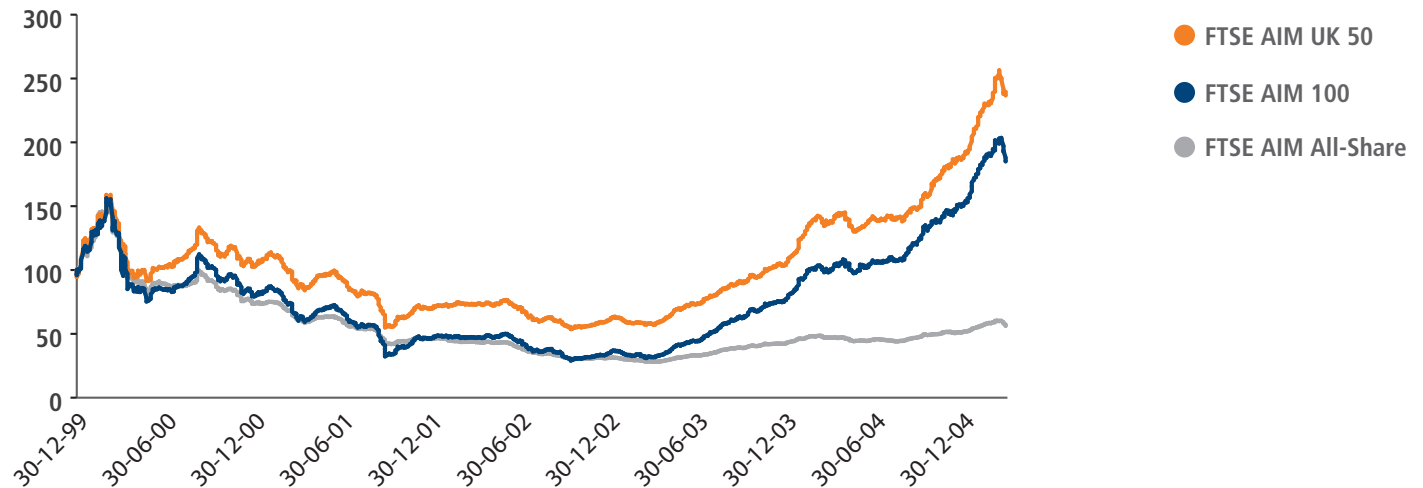
Class of share	All classes of ordinary shares quoted on AIM
Review	Quarterly on the Wednesday following the first Friday of March, June, September and December.
Implementation of Changes	Opening of next trading day after third Friday of March, June, September and December.
Free float	Minimum of 15%
Update frequency	Real-time every 60 seconds
Hours of calculation	08:00 to 16:30 (GMT or BST)
Currency of calculation	Sterling
No. stocks in FTSE AIM All-Share (as at 31 Mar 2005)	677

For further information relating to the ground rules please refer to [www.ftse.com/aim](http://www.ftse.com/aim)



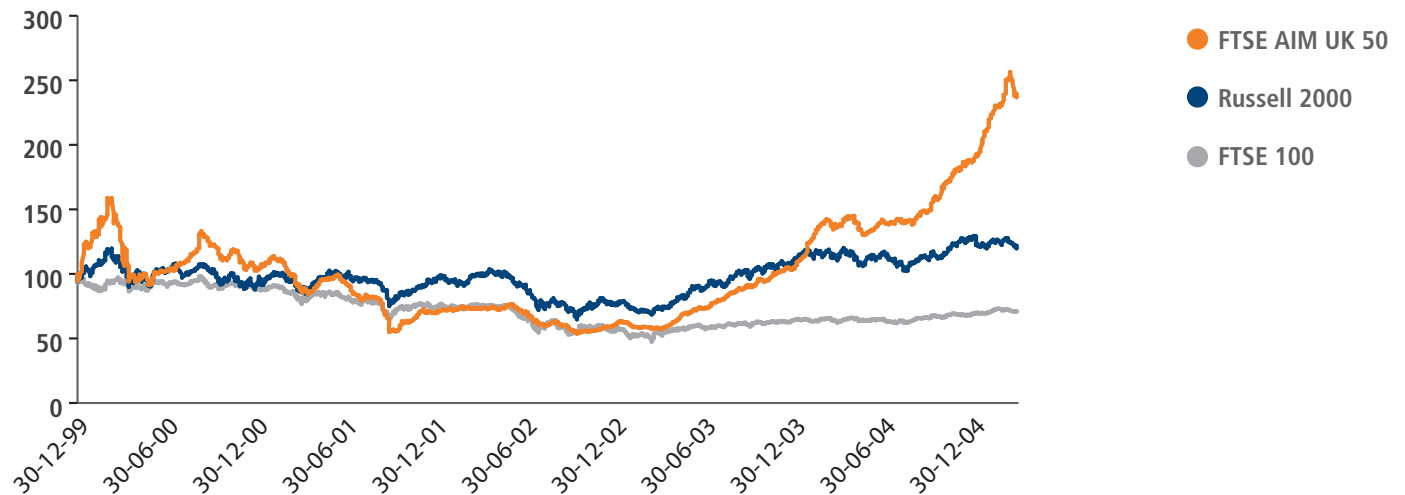
# PERFORMANCE CHARTS

Historical Performance FTSE AIM Index Series (rebased 31/12/99)



Data as at 31/03/05

Historical Performance Index Comparison (rebased 31/12/99)



Data as at 31/03/05

## TOP 10 CONSTITUENTS

### FTSE AIM UK 50 Index

Company	Country code	Gross Mkt Cap (£m)*
1 Sportingbet	UK	871.0
2 NETeller	UK	733.2
3 Monsoon	UK	526.0
4 Regal Petroleum	UK	517.9
5 Peter Hambro Mining	UK	468.0
6 Sibir Energy	UK	365.7
7 IP2IPO Group	UK	302.3
8 Highland Gold Mining Ltd	UK	302.0
9 Asia Energy	UK	289.9
10 Islamic Bank of Britain	UK	280.7

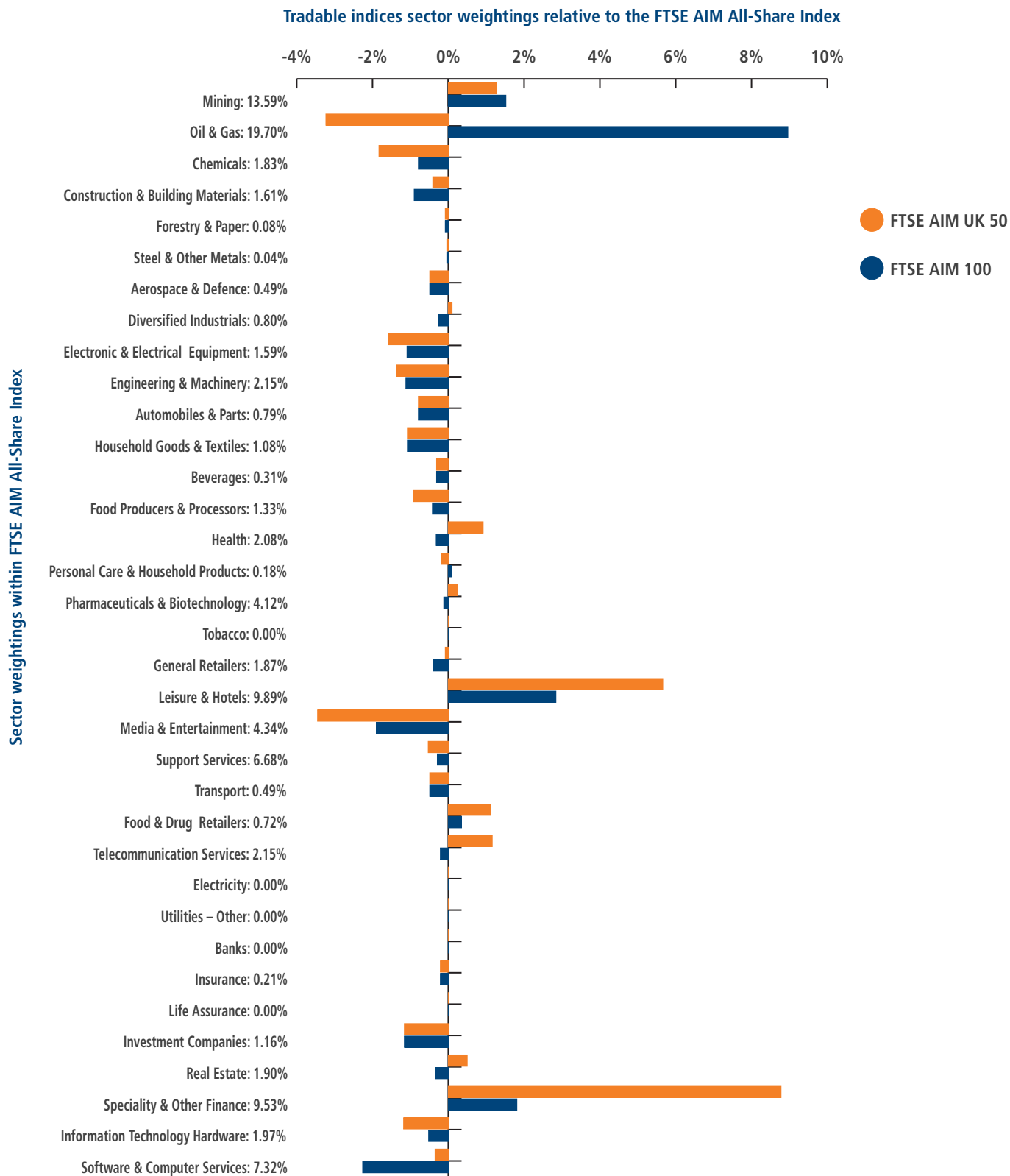
### FTSE AIM 100 Index

Company	Country code	Gross Mkt Cap (£m)*
1 First Calgary Petroleums Ltd	Canada	1589.1
2 Sportingbet	UK	871.0
3 NETeller	UK	733.2
4 Monsoon	UK	526.0
5 Regal Petroleum	UK	517.9
6 Hardman Resources	Australia	480.4
7 Peter Hambro Mining	UK	468.0
8 Sibir Energy	UK	365.7
9 IP2IPO Group	UK	302.3
10 Highland Gold Mining Ltd	UK	302.0

\* as at 31/03/05

# SECTOR PERFORMANCE

This graph shows the sector weightings of the FTSE AIM UK 50 Index and the FTSE AIM 100 Index relative to the FTSE AIM All-Share Index.



Data as at 31/03/05

For further information visit [www.ftse.com/aim](http://www.ftse.com/aim) or contact:

**Beijing office**

FTSE Group,  
12/F East Ocean Centre,  
24A Jianguomenwai Avenue, Beijing 100004,  
China  
Tel: +86 10 6515 5015  
Fax: +86 10 6515 7255

**London office**

FTSE Group, St Alphage House,  
2 Fore St, London EC2Y 5DA,  
United Kingdom  
Phone: +44 20 7448 1810  
Fax: +44 20 7448 1804  
Email: [info@ftse.com](mailto:info@ftse.com)

**Paris office**

FTSE Group,  
40 rue la Boétie, 75008 Paris,  
France  
Phone: +33 1 53 76 82 88  
Fax: +33 1 53 76 82 71

**Frankfurt office**

FTSE Group, Nibelungenplatz 3, 60318  
Frankfurt, Germany  
Phone: +49 69 1 56 85 144  
Fax: +49 69 55 57 43

**Madrid office**

FTSE Group,  
Paseo de la Castellana, 66,  
28046 Madrid, Spain  
Phone: +34 91 411 37 87

**San Francisco office**

FTSE Group, 251 Post Street,  
Suite 200, San Francisco, CA, 94105, USA  
Phone: +1 415 445 5660  
Fax: +1 415 445 5666

**Hong Kong office**

FTSE Group, Suite 2903-2909, 29th Floor,  
Two International Finance Centre,  
No.8 Finance Street, Central,  
Hong Kong  
Tel: +852 2230 5803  
Fax: +852 2230 5804

**New York office**

FTSE Group,  
1330 Avenue of the Americas, 10th Floor,  
New York 10019, USA  
Phone: +1 212 641 6165  
Fax: +1 212 641 6190

**Tokyo office**

FTSE Group, Yamato Seimei Building 21F,  
1-1-7 Uchisaiwaicho, Chiyoda-Ku, Tokyo,  
Japan  
Phone: +81 3 3581 2811  
Fax: +81 3 3581 1423

© FTSE International Limited ("FTSE") 2005. All rights reserved.

"FTSE", "FT-SE", "Footsie" are trade marks of the London Stock Exchange plc ("Exchange") and the Financial Times Limited ("FT") and are used by FTSE under licence. AIM® is a registered trademark of the Exchange. "All-Share" is a trade mark of FTSE. The FTSE AIM All-Share Index Series is calculated by FTSE in accordance with a standard set of ground rules. All rights in and to the FTSE AIM All-Share Index Series vest in FTSE and/or its licensors. Whilst every effort is made to ensure that all information given in this publication is accurate, no responsibility or liability is accepted by FTSE, the FT or the Exchange for any errors or any losses arising from the use of the FTSE AIM All-Share Index Series or this publication.

AIM is a registered trademark of London Stock Exchange plc. © London Stock Exchange plc, 10 Paternoster Square, London EC4M 7LS. Telephone: +44 (0)20 7797 1000.