

Methodology overview

FTSE
Russell

FTSE Currency Hedging

US dollar investor perspective

Hedging the currency exposures of an index reduces the impact of foreign currency fluctuations

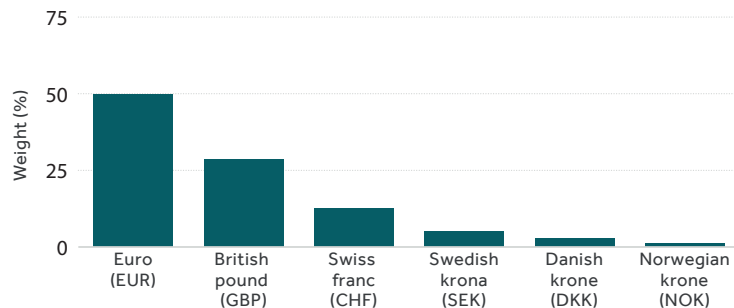
FTSE Russell's standard currency hedging methodology enables users to reduce the currency exposure of investing in securities denominated in foreign currencies.¹ Selecting a hedged or unhedged index depends on the risk appetite of the investor and the user's outlook of the US dollar relative to other currencies.

Global indexes inherently include a short position against the domestic currency

International equities are playing an increasingly central role in the asset allocation decisions of investors worldwide. Index-based funds such as ETFs are increasingly providing investors with passive exposure to international equities. As investors diversify their assets outside of their home market, they start to increase their exposure to currency risk.

An index which includes securities denominated in foreign currencies has an embedded currency exposure that is long foreign currencies and 100% short the domestic currency.

FTSE Developed Europe Index currency exposure for a US dollar investor



Source FTSE Russell. Data as of September 29, 2017. Please see disclaimer page for important information. Past performance is no guarantee of future returns.

¹ For details on FTSE Russell's currency hedging methodology, see our Guide to Calculations for the Global Equity Index Series: http://www.ftse.com/products/downloads/ftse_global_equity_index_series_guide_to_calc.pdf

Features

- A consistent, transparent and publicly available methodology
- The FTSE standard calculation is to hedge 100% of the currency exposure, however 50% hedged and custom alternatives are available
- Indexes can be hedged against all major global currencies, such as the Australian dollar (AUD), Canadian dollar (CAD), Swiss franc (CHF), Euro (EUR), British pound (GBP), Japanese yen (JPY) and US dollar (USD)

Calculating currency exposure

The currency exposure is calculated using security prices on the last trading day of the month. Currency exposure is aggregated for each country, regardless of the local trading currency (e.g. some countries have securities that trade in local and/or USD).

For example: Singapore securities in USD and SGD are all converted into SGD and then hedged.

The subtotals for each country are then combined for a total currency exposure by the assigned currency. These currency baskets are then hedged on a monthly basis.

Currency data and source

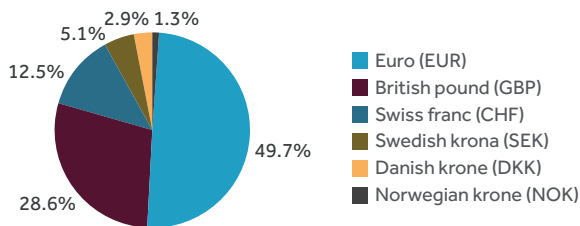
WM Reuters one month (16:00 hrs London Time mid price) forward rates are used in the currency hedging calculation. All rates are the last working day of the relevant market month direct USD quotes. Spot rates that are used in the currency hedging calculation are WM/Reuters Closing Spot Rates™, compiled by The WM Company.

The currency hedging process

Currency weights are constructed from country building blocks and calculated based on month-end prices. Linear interpolation is used to value the currency hedging positions intra-month.

Example: Experience of a US dollar investor benchmarked to the FTSE Developed Europe Index 100% hedged to USD, as of October 13, 2017

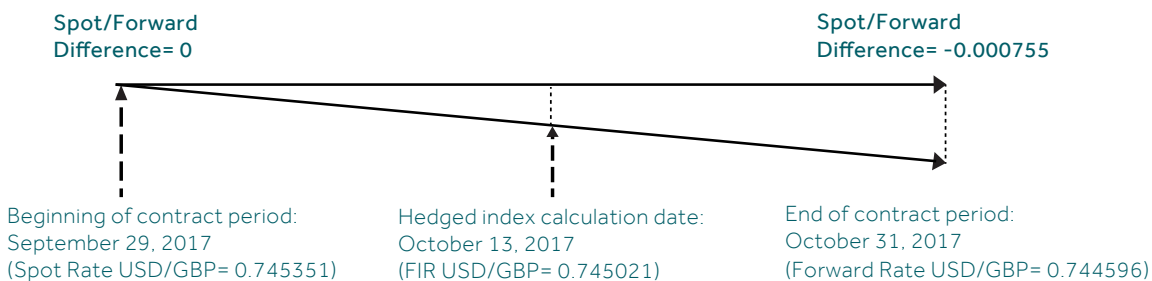
Step 1 Calculate index currency weights as of the previous month-end



Source: FTSE Russell, data as of September 29, 2017.

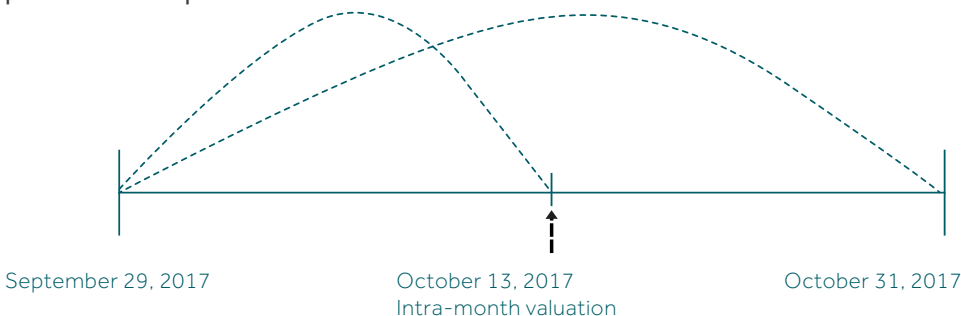
Step 2 Calculate forward interpolated rates (FIR)

For each currency, calculate the spot/forward discount/premium at the beginning of the contract period, then discount this over the life of the contract. In this example there are 18 days left of the 32-day forward contract.



Step 3 Calculate the impact of hedging

Calculate the impact of hedging by aggregating the gain/loss of the forward rates with the currency positions at the previous month-end.



Step 4 Calculate the hedged index

The hedged index is derived from the unhedged index performance and the impact of hedging.

$$\text{Hedged index at previous month end} \times \left(\frac{\text{Unhedged index as of calculation date}}{\text{Unhedged index at previous month-end}} + \text{Impact of hedging as of calculation date} \right)$$

Source FTSE Russell. Data as of October 13, 2017. Please see disclaimer page for important information. Past performance is no guarantee of future returns.

For more information about our indexes, please visit ftserussell.com.

© 2017 London Stock Exchange Group plc and its applicable group undertakings (the "LSE Group"). The LSE Group includes (1) FTSE International Limited ("FTSE"), (2) Frank Russell Company ("Russell"), (3) FTSE TMX Global Debt Capital Markets Inc. and FTSE TMX Global Debt Capital Markets Limited (together, "FTSE TMX"), (4) MTSNext Limited ("MTSNext") and (5) Mergent, Inc. ("Mergent"). All rights reserved.

FTSE Russell® is a trading name of FTSE, Russell, FTSE TMX, MTS Next Limited and Mergent. "FTSE®", "Russell®", "FTSE Russell®", "MTS®", "FTSE TMX®", "FTSE4Good®", "ICB®", "Mergent®" and all other trademarks and service marks used herein (whether registered or unregistered) are trademarks and/or service marks owned or licensed by the applicable member of the LSE Group or their respective licensors and are owned, or used under licence, by FTSE, Russell, MTSNext, FTSE TMX, or Mergent.

All information is provided for information purposes only. All information and data contained in this publication is obtained by the LSE Group, from sources believed by it to be accurate and reliable. Because of the possibility of human and mechanical error as well as other factors, however, such information and data is provided "as is" without warranty of any kind. No member of the LSE Group nor their respective directors, officers, employees, partners or licensors make any claim, prediction, warranty or representation whatsoever, expressly or impliedly, either as to the accuracy, timeliness, completeness, merchantability of any information or of results to be obtained from the use of the FTSE Russell products or the fitness or suitability of the products for any particular purpose to which they might be put. Any representation of historical data accessible through FTSE Russell is provided for information purposes only and is not a reliable indicator of future performance.

No responsibility or liability can be accepted by any member of the LSE Group nor their respective directors, officers, employees, partners or licensors for (a) any loss or damage in whole or in part caused by, resulting from, or relating to any error (negligent or otherwise) or other circumstance involved in procuring, collecting, compiling, interpreting, analysing, editing, transcribing, transmitting, communicating or delivering any such information or data or from use of this material or links to this material or (b) any direct, indirect, special, consequential or incidental damages whatsoever, even if any member of the LSE Group is advised in advance of the possibility of such damages, resulting from the use of, or inability to use, such information.

No member of the LSE Group nor their respective directors, officers, employees, partners or licensors provide investment advice and nothing contained in this material or accessible through FTSE Russell, including statistical data and industry reports, should be taken as constituting financial or investment advice or a financial promotion.

This publication may contain forward-looking assessments. These are based upon a number of assumptions concerning future conditions that ultimately may prove to be inaccurate. Such forward-looking assessments are subject to risks and uncertainties and may be affected by various factors that may cause actual results to differ materially. No member of the LSE Group nor their licensors assume any duty to and do not undertake to update forward-looking assessments.

No part of this information may be reproduced, stored in a retrieval system or transmitted in any form or by any means, electronic, mechanical, photocopying, recording or otherwise, without prior written permission of the applicable member of the LSE Group. Use and distribution of the LSE Group data requires a licence from FTSE, Russell, FTSE TMX, MTSNext, Mergent and/or their respective licensors.

About FTSE Russell

FTSE Russell is a leading global index provider creating and managing a wide range of indexes, data and analytic solutions to meet client needs across asset classes, style and strategies. Covering 98% of the investable market, FTSE Russell indexes offer a true picture of global markets, combined with the specialist knowledge gained from developing local benchmarks around the world.

FTSE Russell index expertise and products are used extensively by institutional and retail investors globally. For over 30 years, leading asset owners, asset managers, ETF providers and investment banks have chosen FTSE Russell indexes to benchmark their investment performance and create investment funds, ETFs, structured products and index-based derivatives. FTSE Russell indexes also provide clients with tools for asset allocation, investment strategy analysis and risk management.

A core set of universal principles guides FTSE Russell index design and management: a transparent rules-based methodology is informed by independent committees of leading market participants. FTSE Russell is focused on index innovation and customer partnership applying the highest industry standards and embracing the IOSCO Principles. FTSE Russell is wholly owned by London Stock Exchange Group.

For more information, visit ftserussell.com.

To learn more, visit ftserussell.com; email info@ftserussell.com; or call your regional Client Service Team office:

EMEA

+44 (0) 20 7866 1810

North America

+1 877 503 6437

Asia-Pacific

Hong Kong +852 2164 3333

Tokyo +81 3 3581 2764

Sydney +61 (0) 2 8823 3521